Conab
33 anos

Acompanhamento da safra brasileira de grãos

Safra 2022/23
11º Levantamento

Produção brasileira de grãos
Safra 2022/23 (em milhões de toneladas)

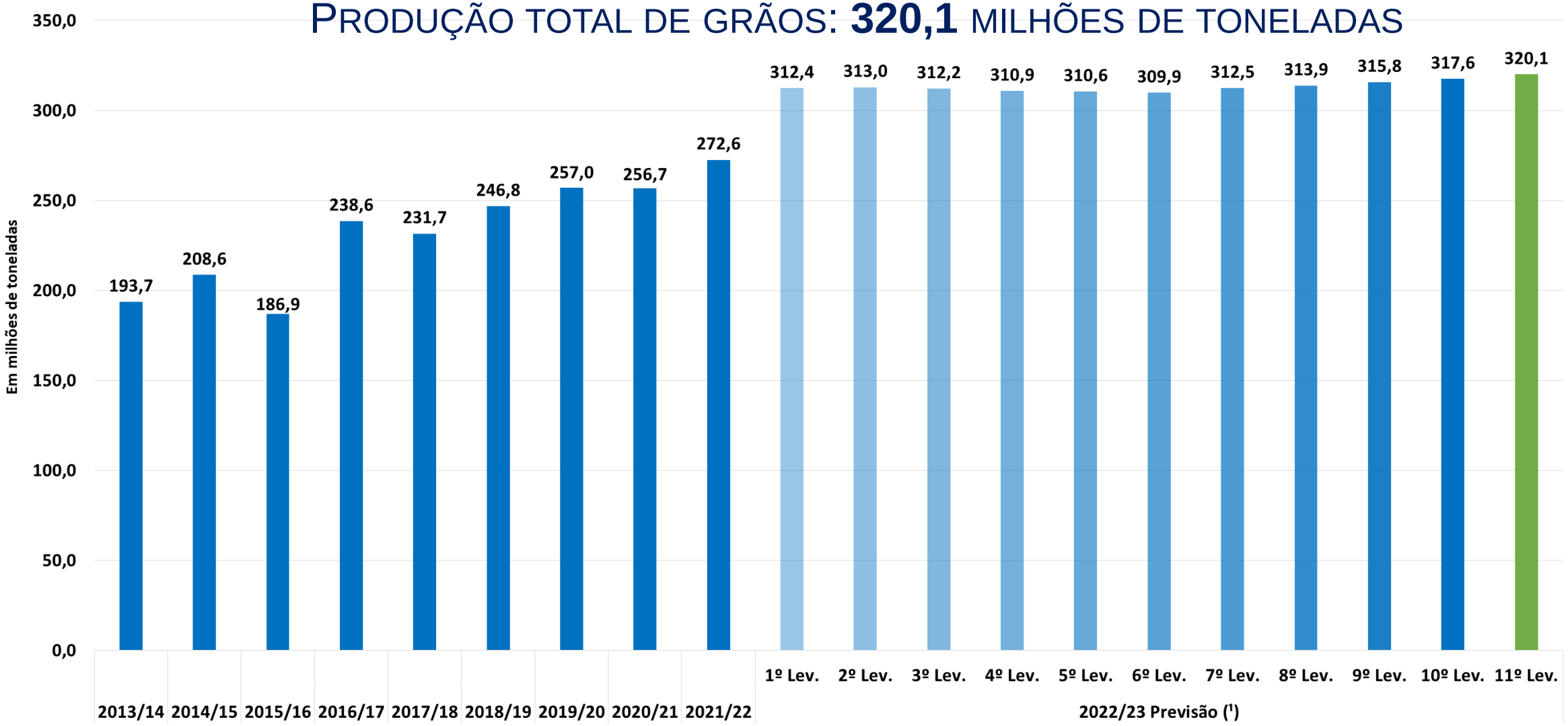

PRECIPITAÇÃO OBSERVADA – JUNHO E JULHO/ 2023

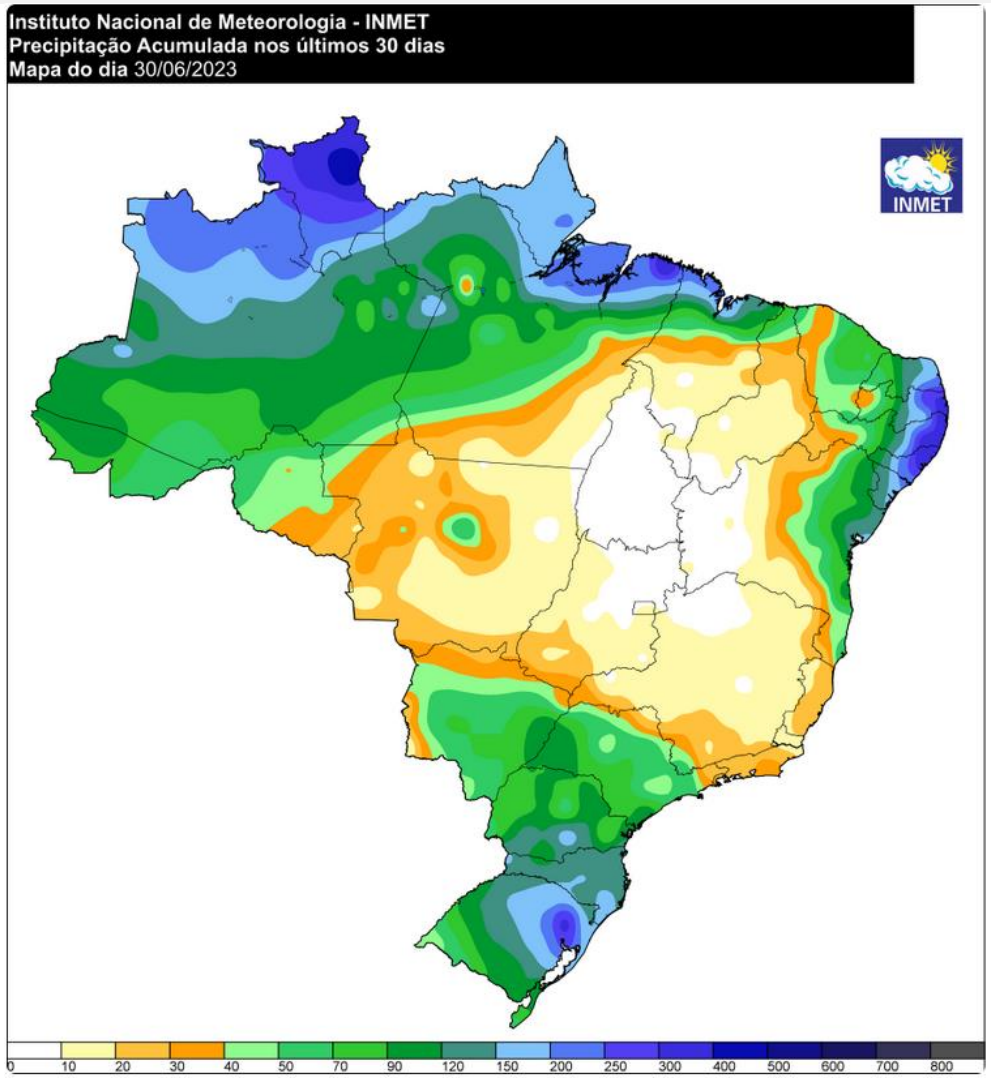

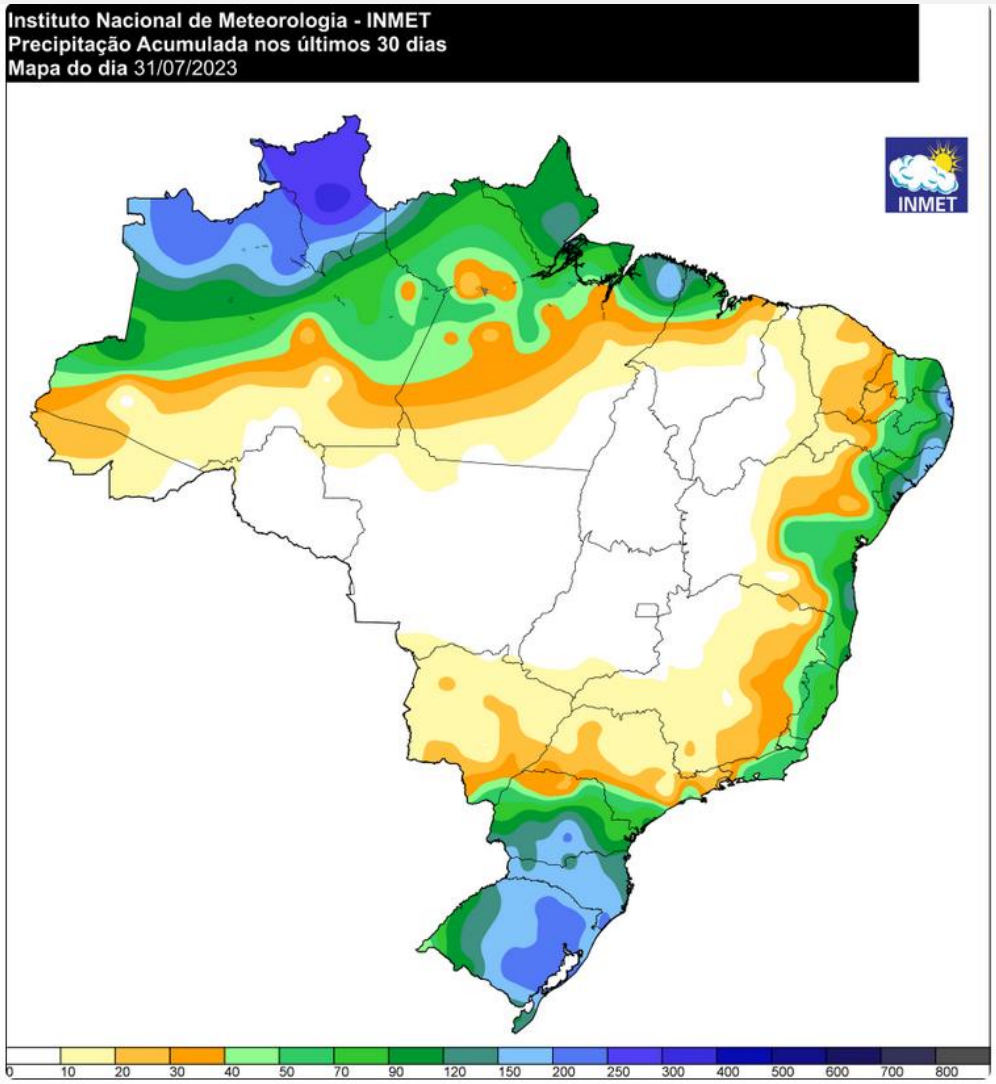

ANOMALIA DE PRECIPITAÇÃO – JUNHO E JULHO/ 2023

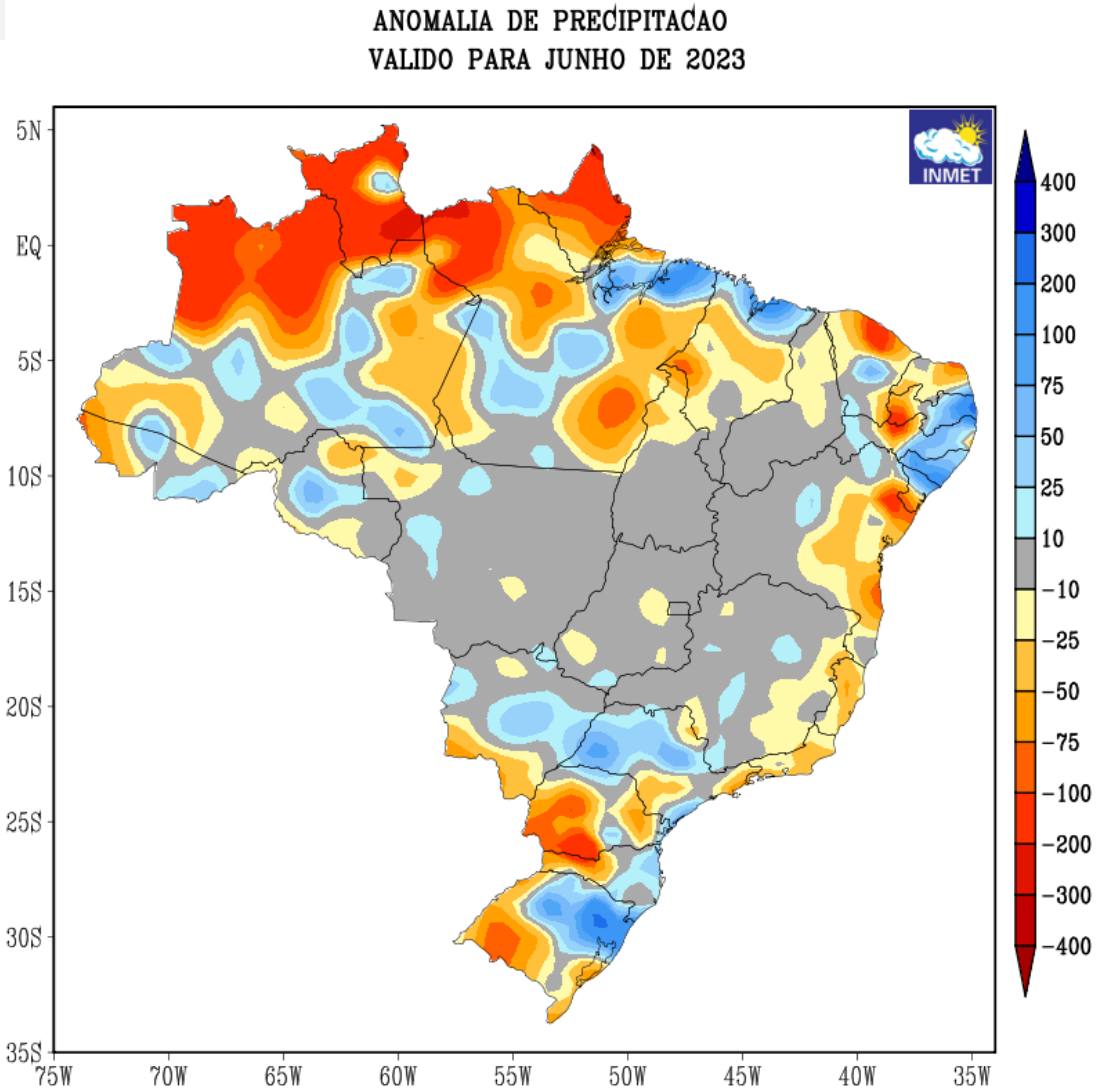

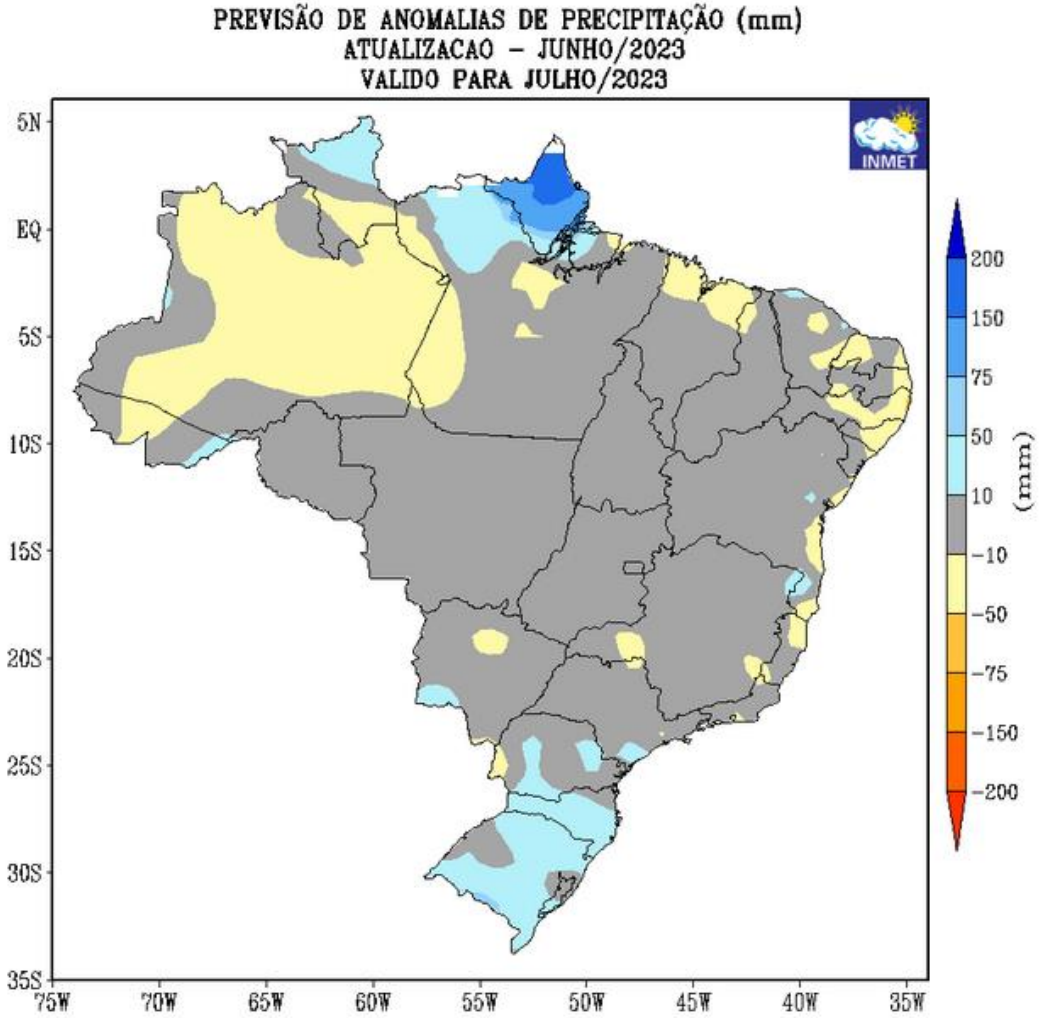

Algodão em Pluma
Safra 2022/23

Área (mil ha)

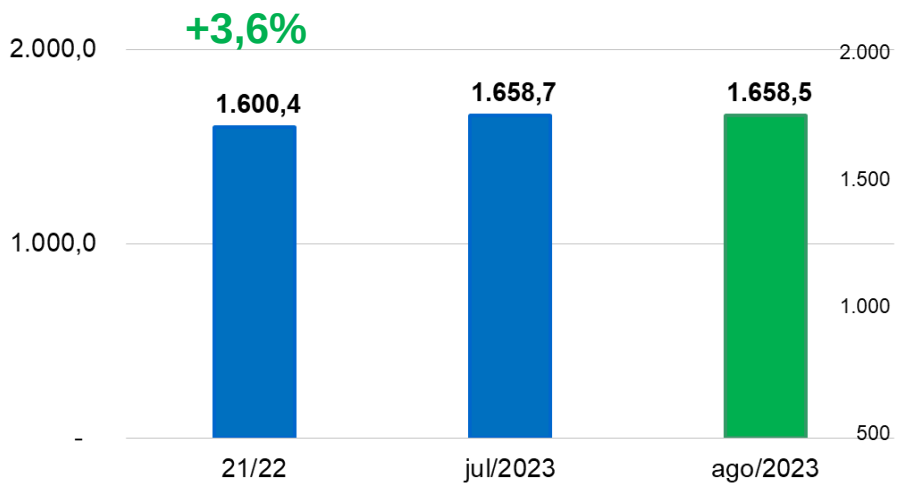

Produtividade (kg/ha)

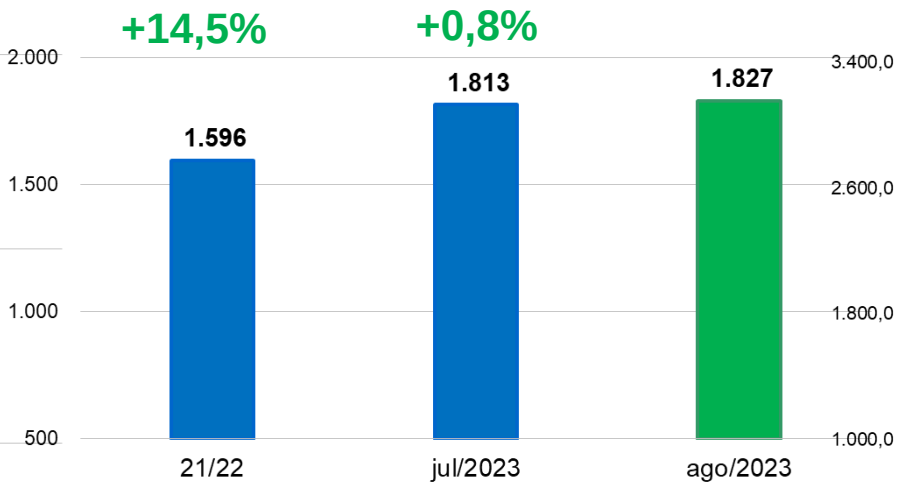

Produção (mil t)

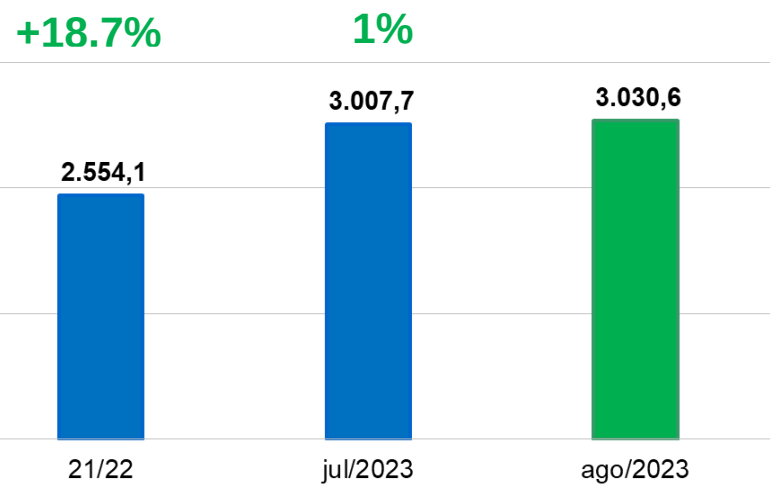

Algodão em Pluma
Safra 2022/23

39,8% colhido

Fenologia

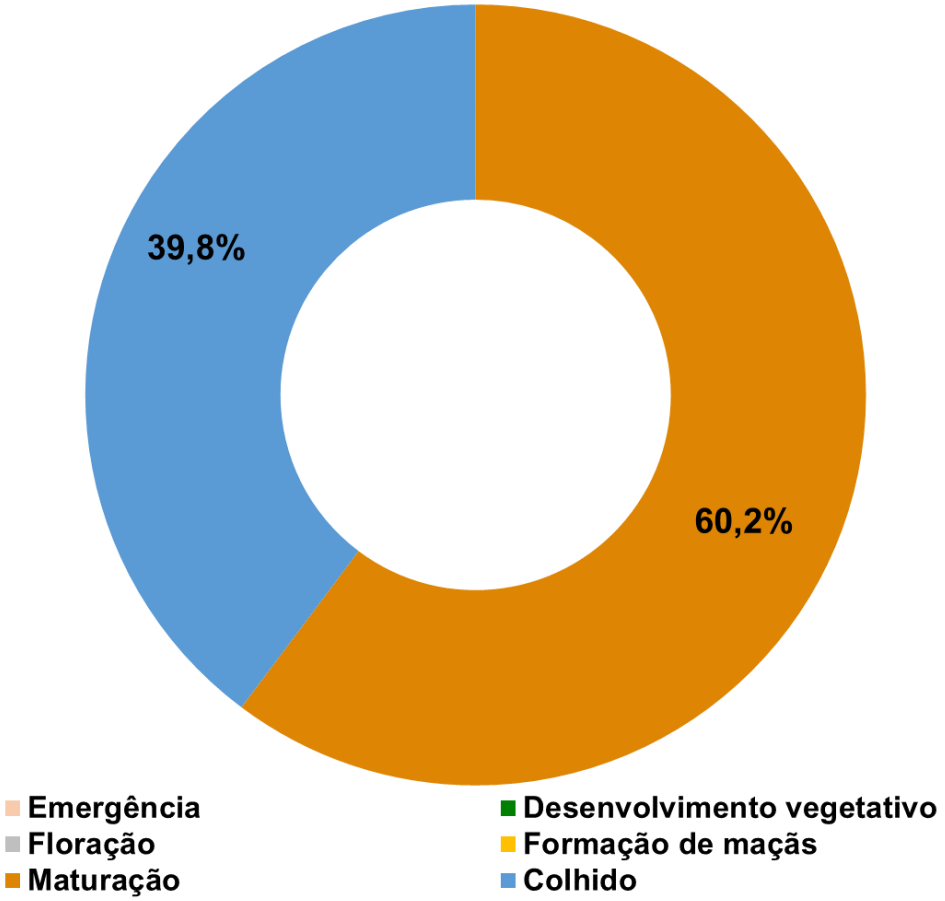

Algodão em Pluma
Safra 2022/23

UF	Mesorregiões	Algodão - Safra 2022/2023										
		NOV	DEZ	JAN	FEV	MAR	ABR	MAI	JUN	JUL	AGO	SET
MA	Sul Maranhense - 1ª Safra		S/E	E/DV	DV/F	F/FM	FM	M	M/C	C	C	
	Sul Maranhense - 2ª Safra				S/E/DV	DV	F	FM	FM/M	M/C	M/C	C
PI	Sudoeste Piauiense		S/E	E/DV	DV/F	F/FM	FM	FM/M	M/C	M/C	C	
BA	Extremo Oeste Baiano	S	S/E/DV	E/DV	DV/F	DV/F/FM	F/FM	FM/M	FM/M/C	FM/M/C	M/C	C
	Centro Sul Baiano	S/E	S/E/DV	E/DV	DV/F	DV/F/FM	F/FM	FM/M	M/C	M/C	C	
MT	Norte Mato-grossense - 1ª Safra		S/E/DV	DV	DV/F	F/FM	FM/M	M	M/C	C	C	
	Norte Mato-grossense - 2ª Safra			S/E/DV	E/DV	DV/F	F/FM	FM	FM/M	M/C	C	
	Nordeste Mato-grossense - 1ª Safra		S/E/DV	DV	DV/F	F/FM	FM/M	M	M/C	C	C	
	Nordeste Mato-grossense - 2ª Safra			S/E/DV	E/DV	DV/F	F/FM	FM	FM/M	M/C	C	
	Sudoeste Mato-grossense - 1ª Safra		S/E/DV	DV	DV/F	F/FM	FM/M	M	M/C	C	C	
	Sudoeste Mato-grossense - 2ª Safra			S/E/DV	E/DV	DV/F	F/FM	FM	FM/M	M/C	C	
	Centro-Sul Mato-grossense - 1ª Safra		S/E/DV	DV	DV/F	F/FM	FM/M	M	M/C	C	C	
	Centro-Sul Mato-grossense - 2ª Safra			S/E/DV	E/DV	DV/F	F/FM	FM	FM/M	M/C	C	
	Sudeste Mato-grossense - 1ª Safra		S/E/DV	DV	DV/F	F/FM	FM/M	M	M/C	C	C	
	Sudeste Mato-grossense - 2ª Safra			S/E/DV	E/DV	DV/F	F/FM	FM	FM/M	M/C	C	
MS	Centro Norte de Mato Grosso do Sul - 1ª Safra		S/E/DV	E/DV	DV/F	F/FM	FM/M	M	M/C	C	C	
	Centro Norte de Mato Grosso do Sul - 2ª Safra			S/E/DV	DV	DV/F	F/FM	FM	FM/M	M/C	C	
	Leste de Mato Grosso do Sul - 1ª Safra		S/E/DV	DV/F	F	F/FM/M	FM/M/C	M/C	M/C	C	C	
	Leste de Mato Grosso do Sul - 2ª Safra			S/E/DV	DV	DV/F	F/FM	FM	FM/M	M/C	C	
GO	Leste Goiano - 1ª Safra		S/E/DV	DV	DV/F	F/FM	FM	FM/M	M/C	C	C	
	Leste Goiano - 2ª Safra			S/E/DV	DV	DV/F	F/FM	FM	FM/M	M/C	C	
	Sul Goiano - 1ª Safra		S/E/DV	DV	DV/F	F/FM	FM/M	FM/M	M/C	C	C	
	Sul Goiano - 2ª Safra			S/E/DV	DV	DV/F	F/FM	FM	FM/M	M/C	C	
MG	Noroeste de Minas - 1ª Safra	S/E	S/E/DV	E/DV/F	DV/F	F/FM	FM	FM/M	M/C	C	C	
	Noroeste de Minas - 2ª Safra			S/E/DV	DV	DV	DV/F	F/FM	FM	M/C	M/C	C
	Triângulo Mineiro/Alto Paranaíba - 1ª Safra	S/E	S/E/DV	E/DV/F	DV/F	F/FM	FM	FM/M	M/C	C	C	
	Triângulo Mineiro/Alto Paranaíba - 2ª Safra			S/E/DV	DV	DV	DV/F	F/FM	FM	M/C	M/C	C

Legenda – Condição hídrica
Favorável
Baixa Restrição - Falta de Chuva
Média Restrição - Falta de Chuva
Alta Restrição - Falta de Chuva
Baixa Restrição - Excesso de Chuva
Média Restrição - Excesso de Chuva
Alta Restrição - Excesso de Chuva
Baixa Restrição - Geadas ou Baixas Temperaturas
Média Restrição - Geadas ou Baixas Temperaturas
Alta Restrição - Geadas ou Baixas Temperaturas

Algodão em Pluma
Safra 2022/23

Algodão
Primavera do Leste - MT

Algodão
São Desidério - BA

Arroz
Safra 2022/23

Área (mil/ha)

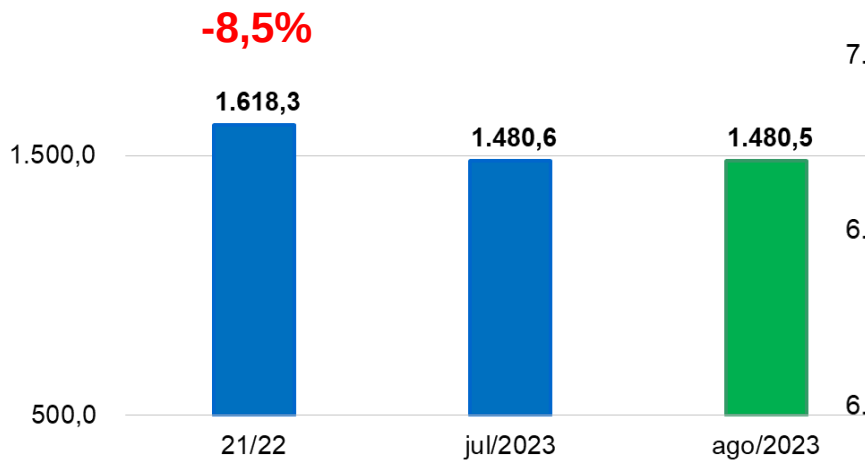

Produtividade (kg/ha)

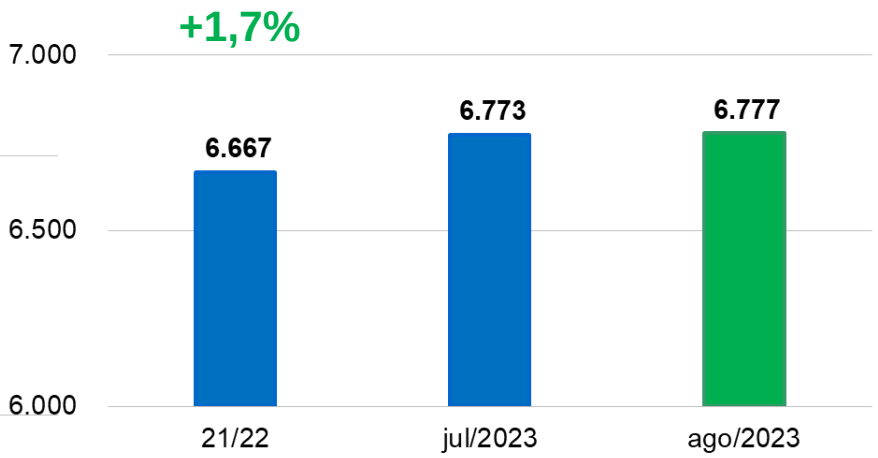

Produção (mil t)

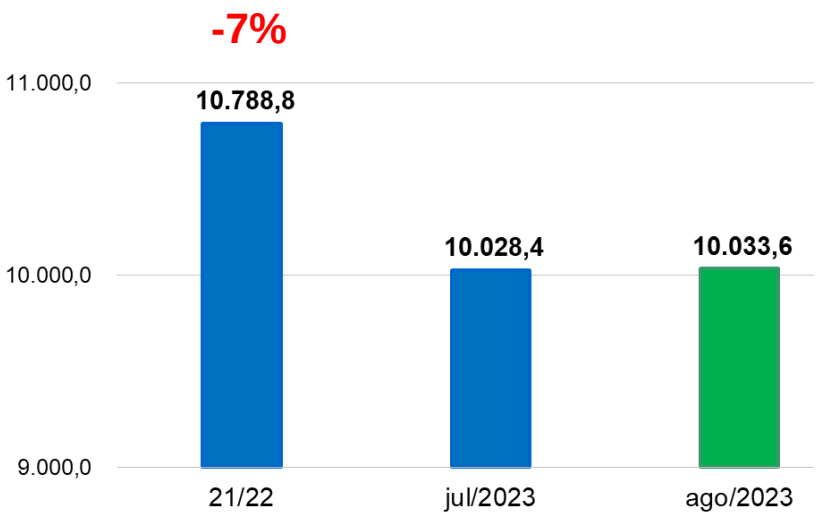

Arroz
Safra 2022/23

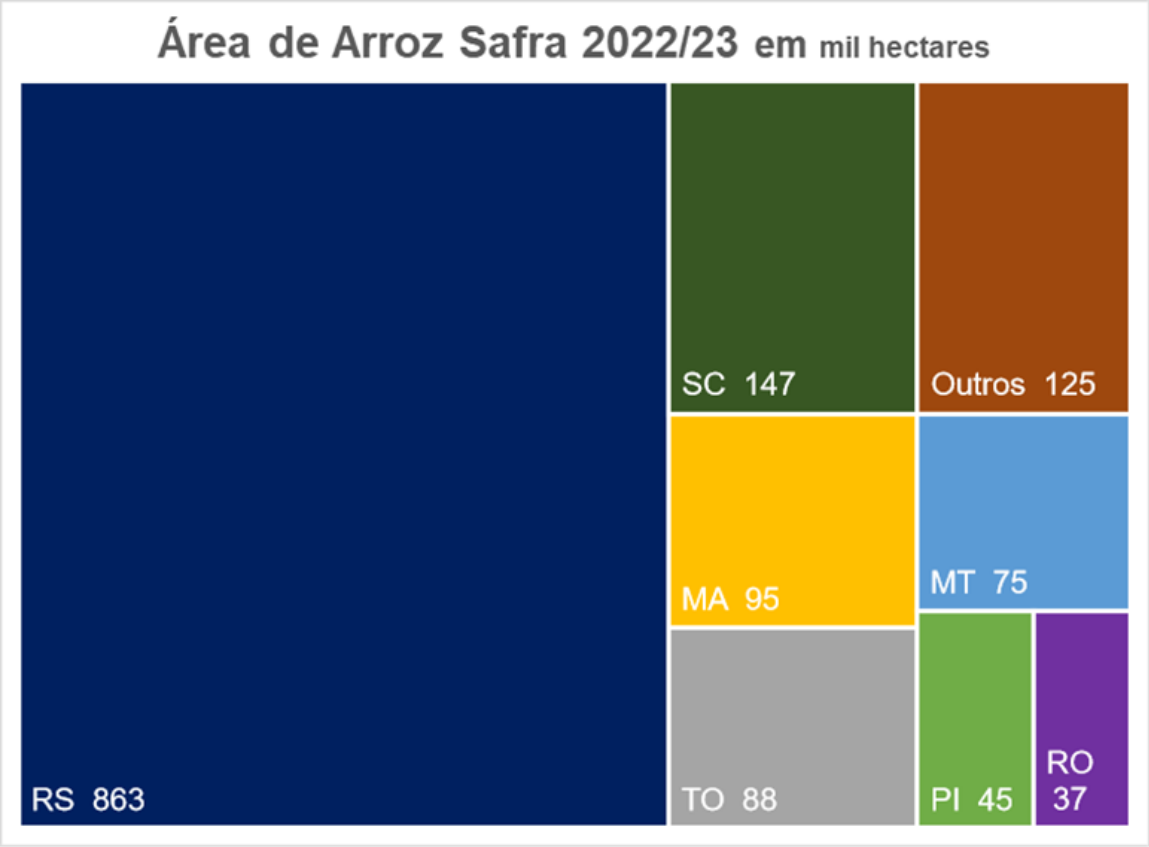

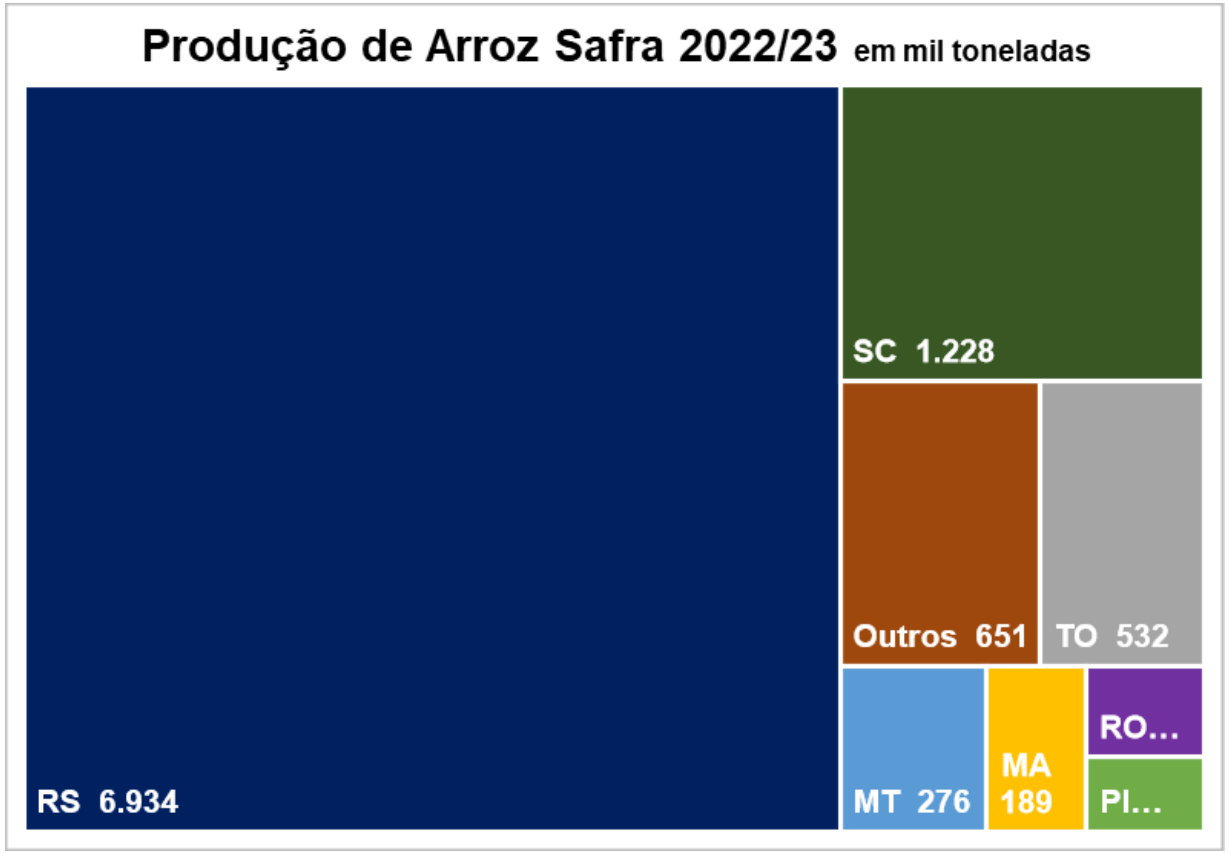

Arroz
Safra 2022/23

100% colhido

Fenologia

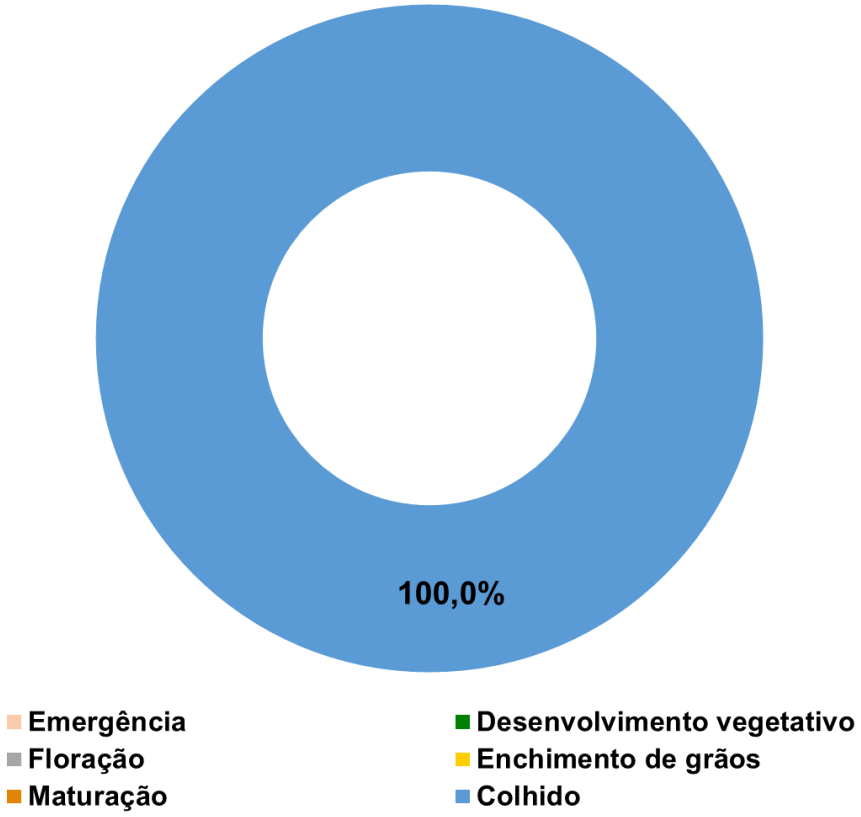

Feijão 2ª Safra
Safra 2022/23

Área (mil ha)

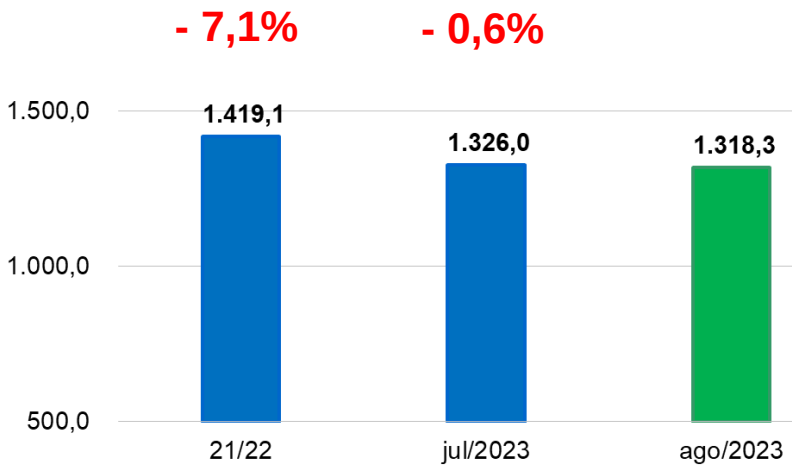

Produtividade (kg/ha)

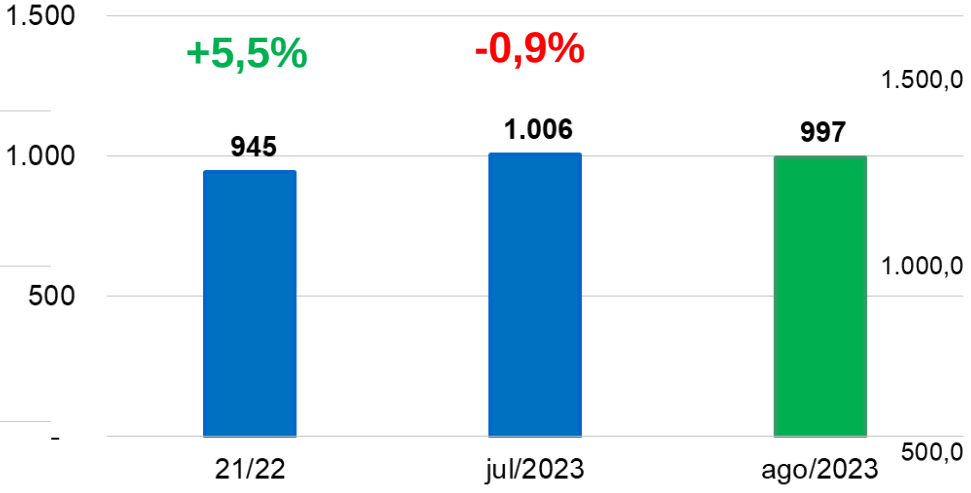

Produção (mil t)

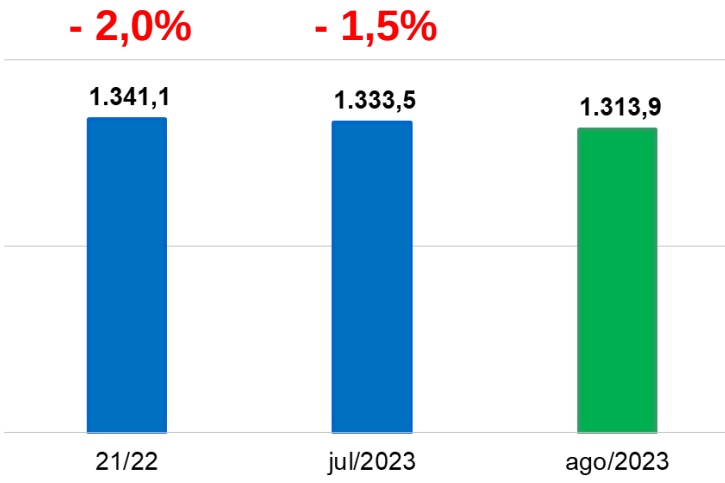

Feijão 2ª Safra
Safra 2022/23

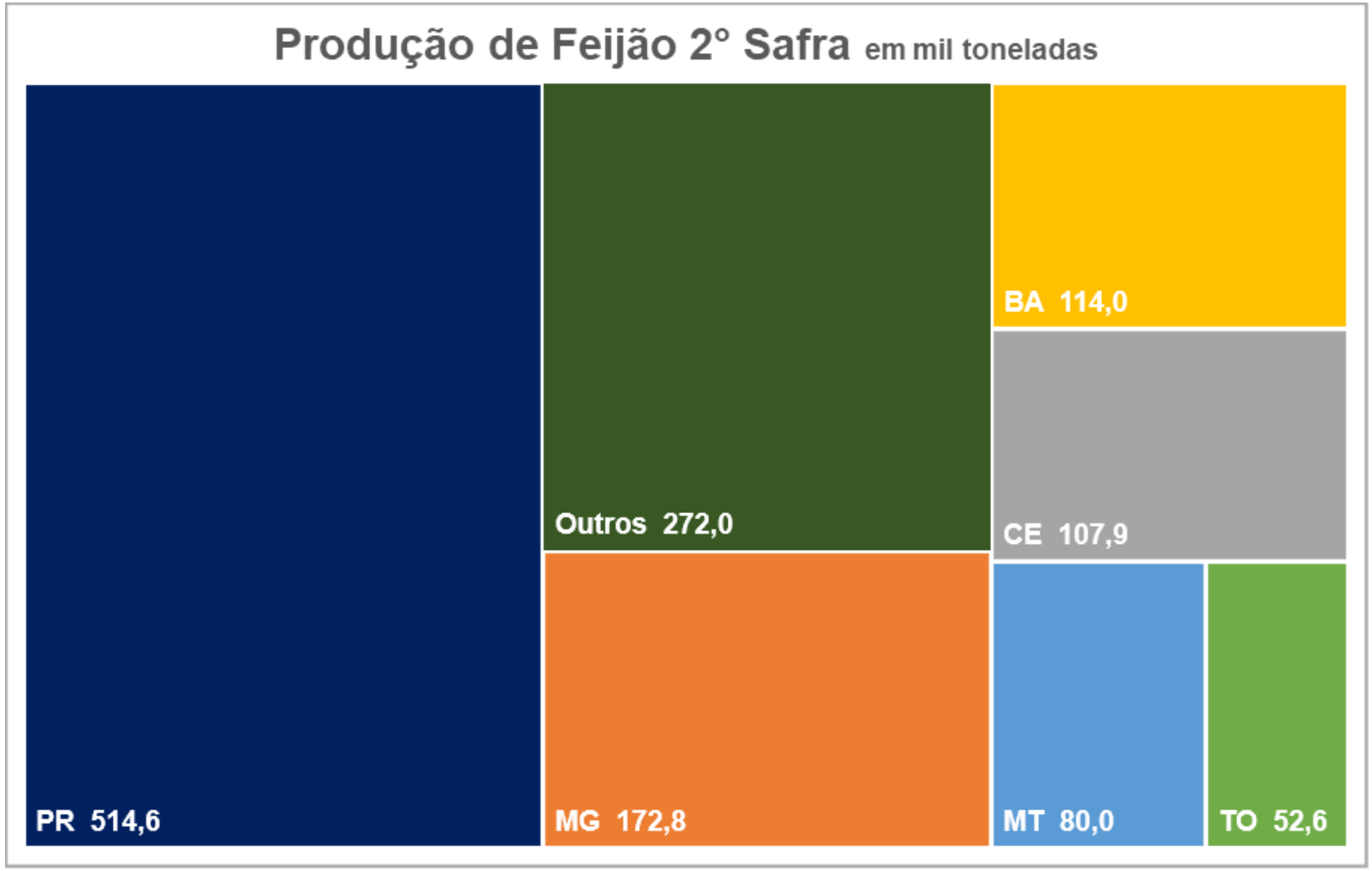

Feijão 2ª Safra
Safra 2022/23

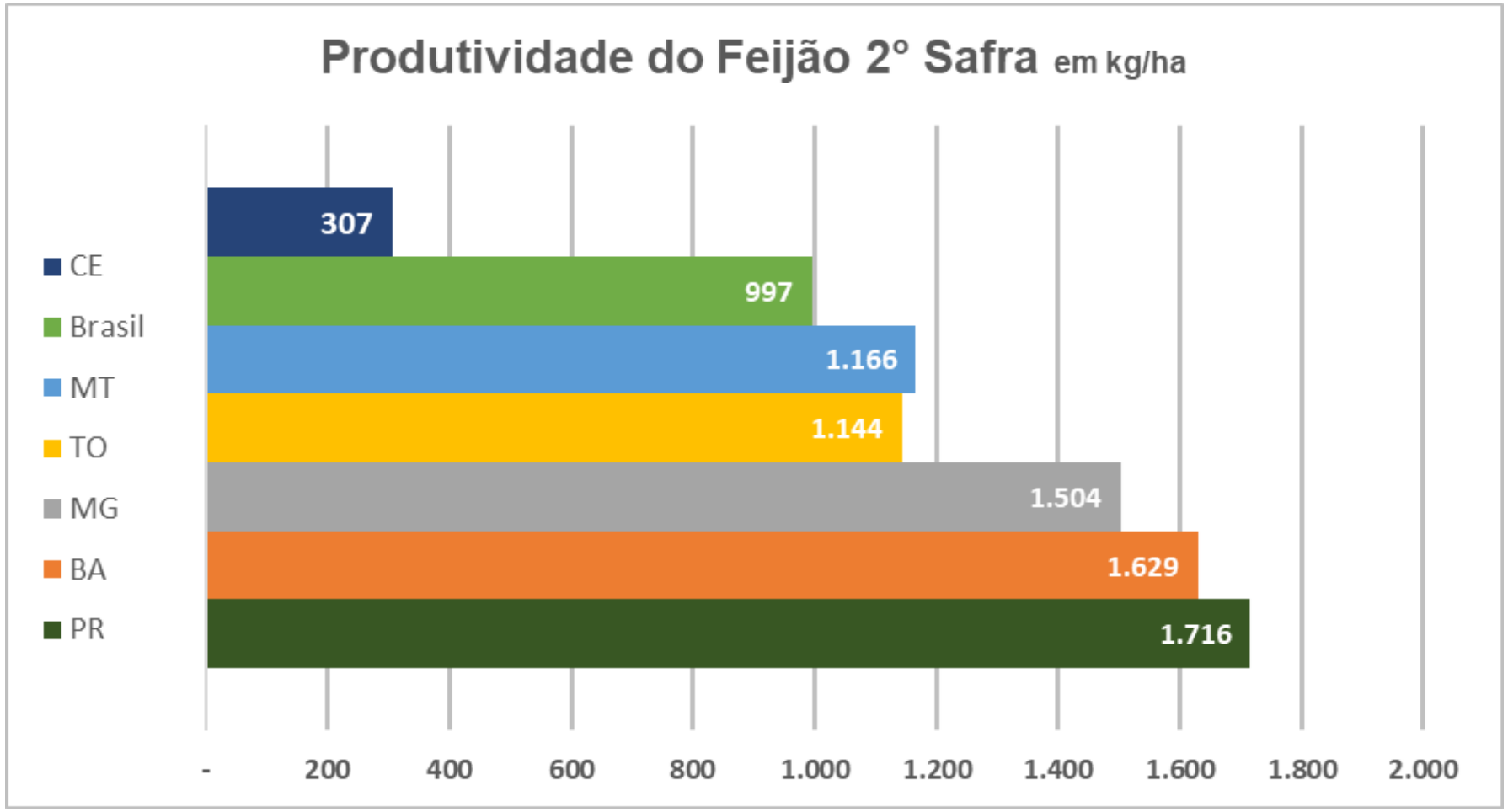

Feijão 2ª Safra
Safra 2022/23

UF	Mesorregiões	Feijão segunda safra - Safra 2022/2023							
		JAN	FEV	MAR	ABR	MAI	JUN	JUL	AGO
MA	Oeste Maranhense			S/E	S/E/DV	DV/F	EG/M/C	M/C	
	Centro Maranhense			PS	S/E	DV/F	EG/M/C	M/C	
	Sul Maranhense			S/E	DV/F	EG/M	M/C		
BA	Vale São-Franciscano da Bahia		S/E	S/E/DV	E/DV	F/EG	EG/M/C		
	Centro Sul Baiano		S/E	S/E/DV	E/DV	F/EG	EG/M/C		
CE	Noroeste Cearense		S/E	E/DV	F/EG	EG/M	M/C		
	Norte Cearense		S/E	E/DV	F/EG	EG/M	M/C		
	Sertões Cearenses		S/E	DV/F	EG	EG/M	M/C		
MT	Norte Mato			S/E/DV	DV/F/EG	EG/M	M/C		
	Nordeste Mato			S/E/DV	DV/F/EG	EG/M	M/C		
	Sudeste Mato			S/E/DV	DV/F/EG	EG/M	M/C		
MS	Sudoeste de Mato Grosso do Sul			S/E	DV/F	F/EG	F/EG/M	M/C	
GO	Noroeste Goiano			S/E/DV	DV/F	F/EG/M	M/C		
	Norte Goiano			S/E/DV	DV/F	F/EG/M	M/C		
	Leste Goiano			S/E/DV	DV/F	F/EG/M	M/C		
	Sul Goiano			S/E/DV	DV/F	F/EG/M	M/C		
MG	Noroeste de Minas		S/E	E/DV	DV/F/EG	EG/M	M/C		
	Triângulo Mineiro/Alto Paranaíba		S/E	E/DV	DV/F/EG	EG/M	M/C		
	Central Mineira		S/E/DV	E/DV	DV/F/EG	EG/M	M/C		
	Vale do Rio Doce		S/E/DV	E/DV	DV/F/EG	EG/M	M/C		
	Oeste de Minas		S/E/DV	E/DV	DV/F/EG	EG/M	M/C		
	Sul/Sudoeste de Minas		S/E/DV	E/DV	DV/F/EG	EG/M	M/C		
	Campo das Vertentes		S/E/DV	E/DV	DV/F/EG	EG/M	M/C		
	Zona da Mata		S/E/DV	E/DV	DV/F/EG	EG/M	M/C		
SP	Campinas			S/E/DV	E/DV	F/EG	EG/M		
	Assis			S/E/DV	E/DV	F/EG	EG/M		
	Itapetininga			S/E/DV	E/DV	F/EG	EG/M		
PR	Norte Central Paranaense	S/E	S/E/DV	DV/F	EG	EG/M	M/C		
	Norte Pioneiro Paranaense	S/E	S/E/DV	DV/F	F/EG/M	EG/M/C	M/C		
	Centro Oriental Paranaense	S/E	S/E/DV	DV/F	EG/M	EG/M/C	C		
	Oeste Paranaense	S/E	S/E/DV	DV/F	F/EG/M	EG/M/C	M/C		
	Sudoeste Paranaense	S/E	S/E/DV	DV/F	F/EG/M	EG/M/C	M/C		
	Centro-Sul Paranaense	S/E	S/E/DV	DV/F	F/EG/M	EG/M/C	M/C		
	Sudeste Paranaense	S/E	S/E/DV	DV/F	F/EG/M	EG/M/C	M/C		
	Metropolitana de Curitiba	S/E	S/E/DV	DV/F	DV/F/EG	EG/M/C	M/C		
SC	Oeste Catarinense		S/E/DV	DV/F/EG	F/EG/M	EG/M/C	M/C		
	Norte Catarinense		S/E/DV	DV/F/EG	F/EG/M	EG/M/C	M/C		
	Sul Catarinense		S/E/DV	DV/F/EG	F/EG/M	EG/M/C	M/C		
RS	Noroeste Rio-grandense	S/E	S/E/DV	DV/F/EG	F/EG/M	EG/M/C	M/C		

Legenda – Condição hídrica	
	Favorável
	Baixa Restrição - Falta de Chuva
	Média Restrição - Falta de Chuva
	Alta Restrição - Falta de Chuva
	Baixa Restrição - Excesso de Chuva
	Média Restrição - Excesso de Chuva
	Alta Restrição - Excesso de Chuva
	Baixa Restrição - Geadas ou Baixas Temperaturas
	Média Restrição - Geadas ou Baixas Temperaturas
	Alta Restrição - Geadas ou Baixas Temperaturas

Feijão 2ª Safra
Safra 2022/23

Feijão Cores 2ª safra
Taquarassu - MS

Feijão 3ª Safra
Safra 2022/23

Área (mil ha)

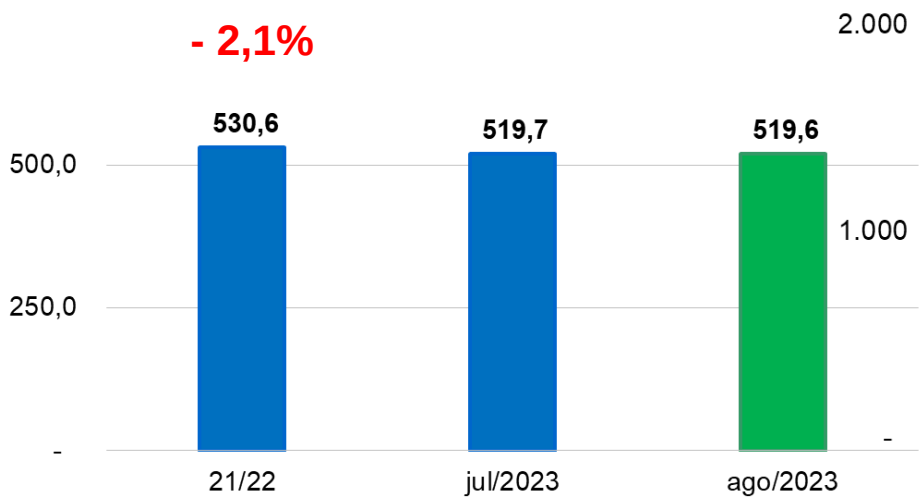

Produtividade (kg/ha)

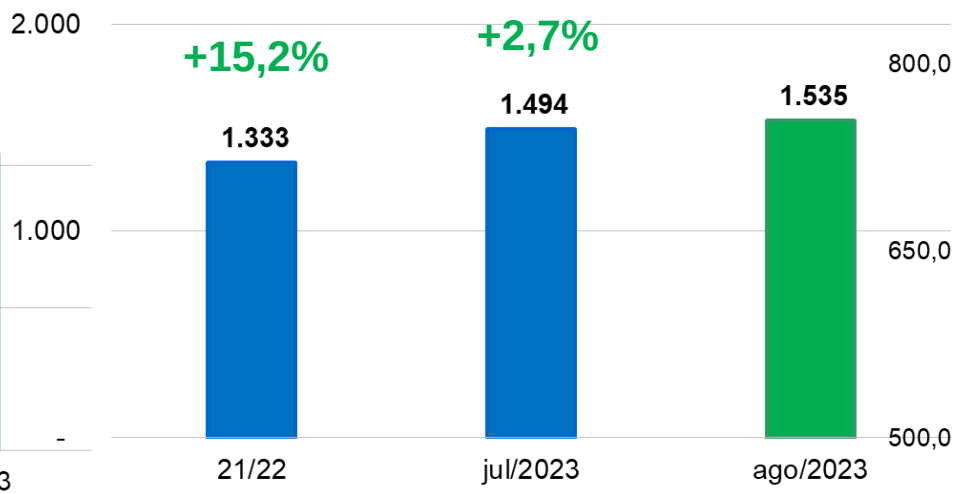

Produção (mil t)

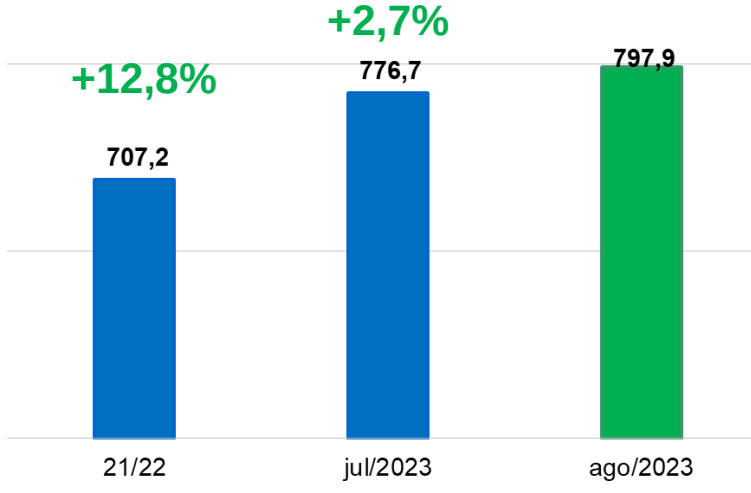

Feijão 3ª Safra
Safra 2022/23

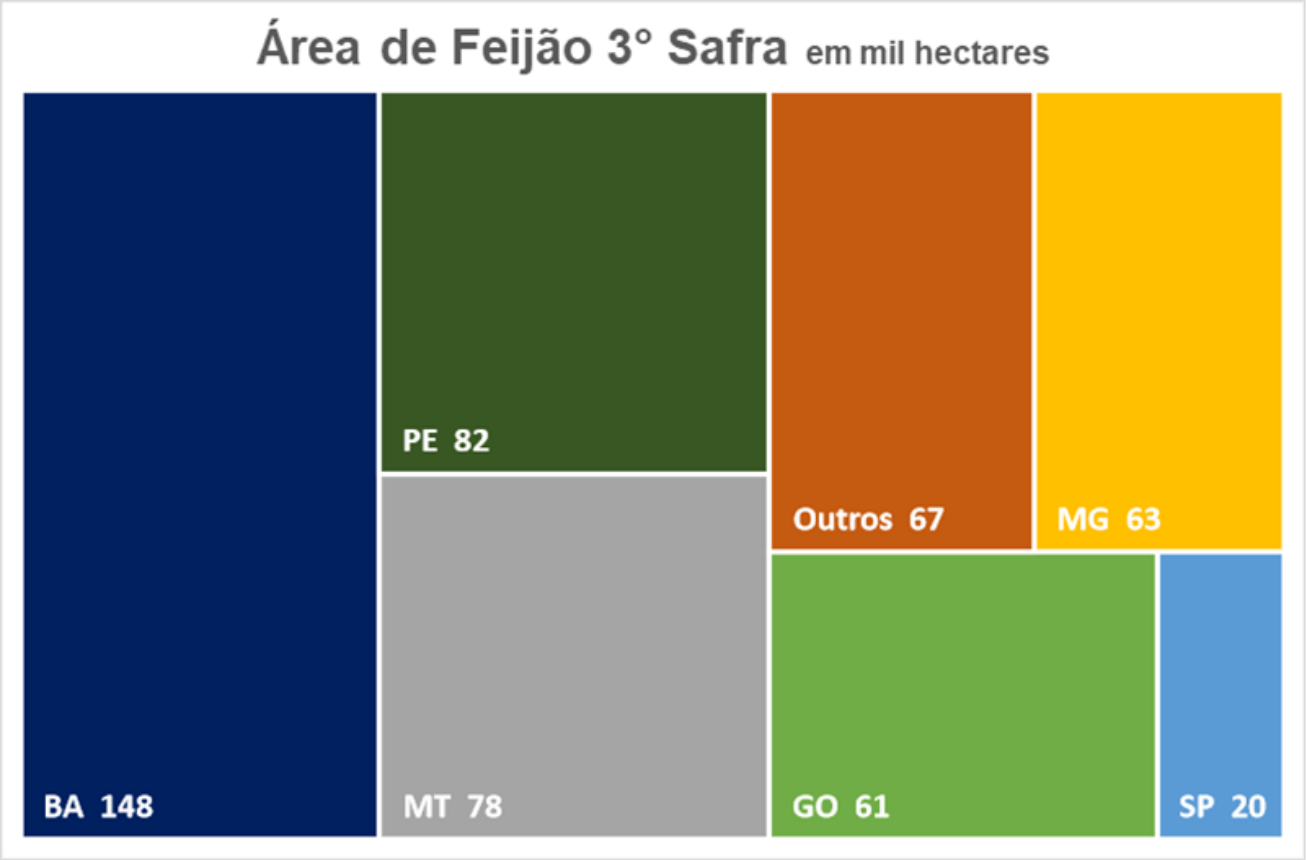



FEIJÃO 3ª SAFRA
SAFRA 2022/23

UF	Mesorregiões	Feijão terceira safra - Safra 2022/2023					
		ABR	MAI	JUN	JUL	AGO	SET
PE	Agreste Pernambucano	S/E	E/DV	E/DV/F	F/EG/M	EG/M/C	M/C
BA	Nordeste Baiano	S/E	E/DV	E/DV/F	DV/F	EG/M/C	M/C
MT*	Norte Mato-grossense		E/DV	DV/F	DV/F/EG	EG/M/C	C
	Sudeste Mato-grossense		E/DV	DV/F	DV/F/EG	EG/M/C	C
GO*	Noroeste Goiano	E/DV	DV/F	DV/F/EG	EG/M/C	M/C	C
	Norte Goiano	E/DV	DV/F	DV/F/EG	EG/M/C	M/C	C
	Leste Goiano	E/DV	DV/F	DV/F/EG	EG/M/C	M/C	C
	Sul Goiano	E/DV	DV/F	DV/F/EG	EG/M/C	M/C	C
MG*	Noroeste de Minas	E/DV	DV/F	F/EG/M	EG/M/C	M/C	C
	Triângulo Mineiro/Alto Paranaíba	E/DV	DV/F	F/EG/M	EG/M/C	M/C	C

* - Total ou parcialmente irrigado. O que não elimina, no entanto, a possibilidade de haver restrições por anomalias de temperatura ou indisponibilidade hídrica para a irrigação.

Legenda – Condição hídrica	
	Favorável
	Baixa Restrição - Falta de Chuva
	Média Restrição - Falta de Chuva
	Alta Restrição - Falta de Chuva
	Baixa Restrição - Excesso de Chuva
	Média Restrição - Excesso de Chuva
	Alta Restrição - Excesso de Chuva
	Baixa Restrição - Geadas ou Baixas Temperaturas
	Média Restrição - Geadas ou Baixas Temperaturas
	Alta Restrição - Geadas ou Baixas Temperaturas

Feijão 3ª Safra
Safra 2022/23

Feijão Cores 3ª safra
Cristalina - GO

Feijão Cores 3ª safra
Euclides da Cunha - BA

FEIJÃO TOTAL
SAFRA 2022/23

2,7 MILHÕES DE HECTARES

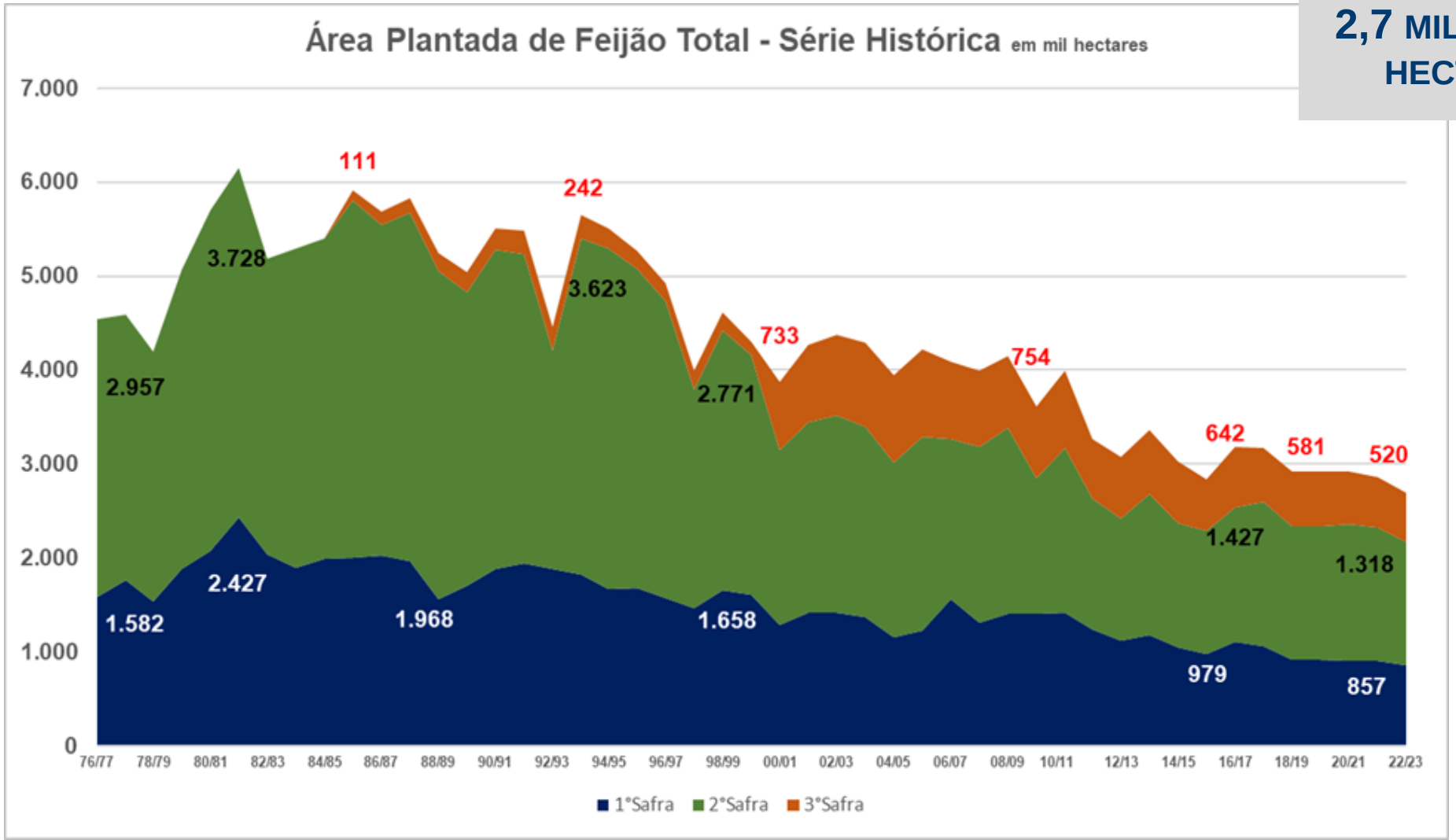

FEIJÃO TOTAL
SAFRA 2022/23

3,07 MILHÕES DE TONELADAS

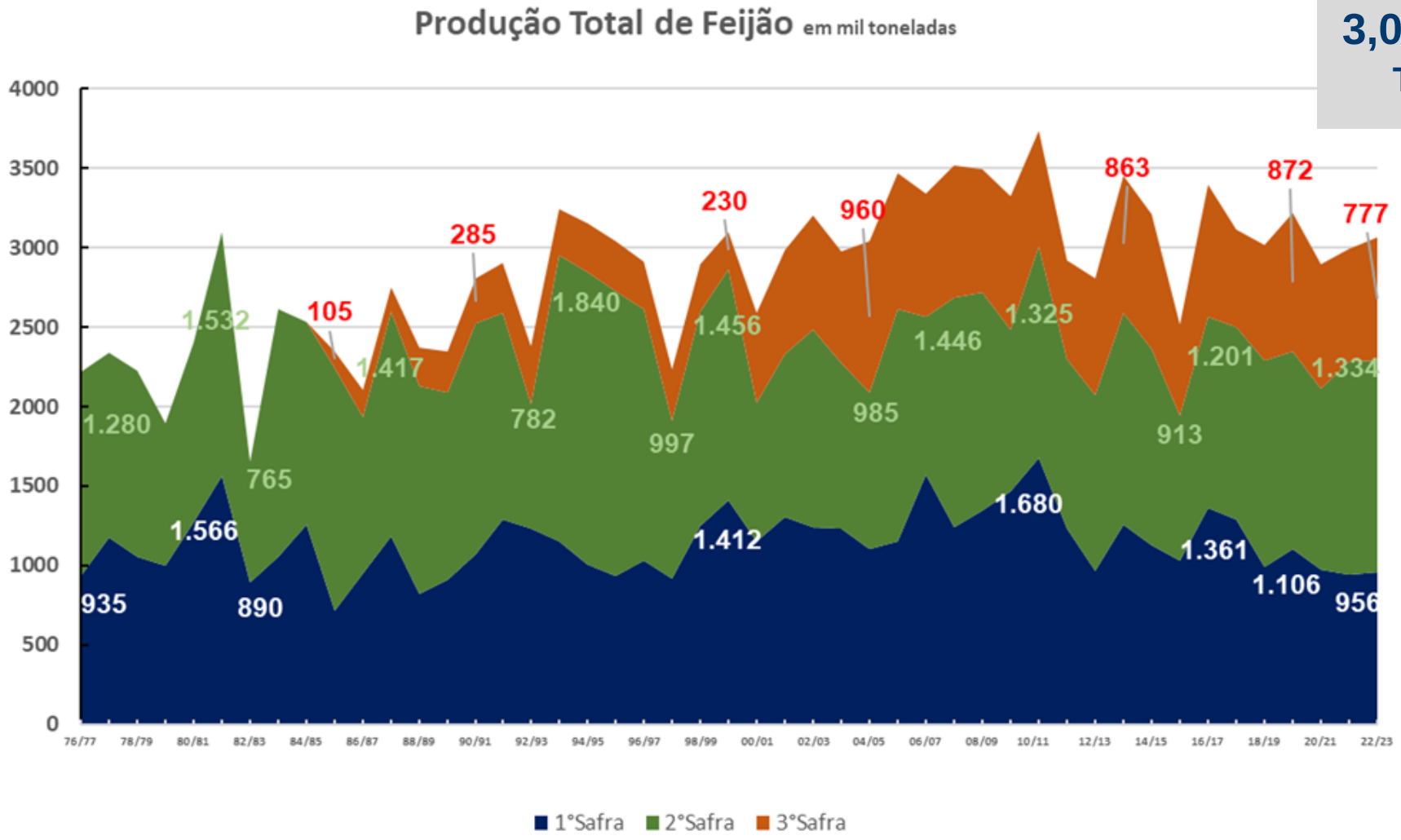

Feijão Total
Safra 2022/23

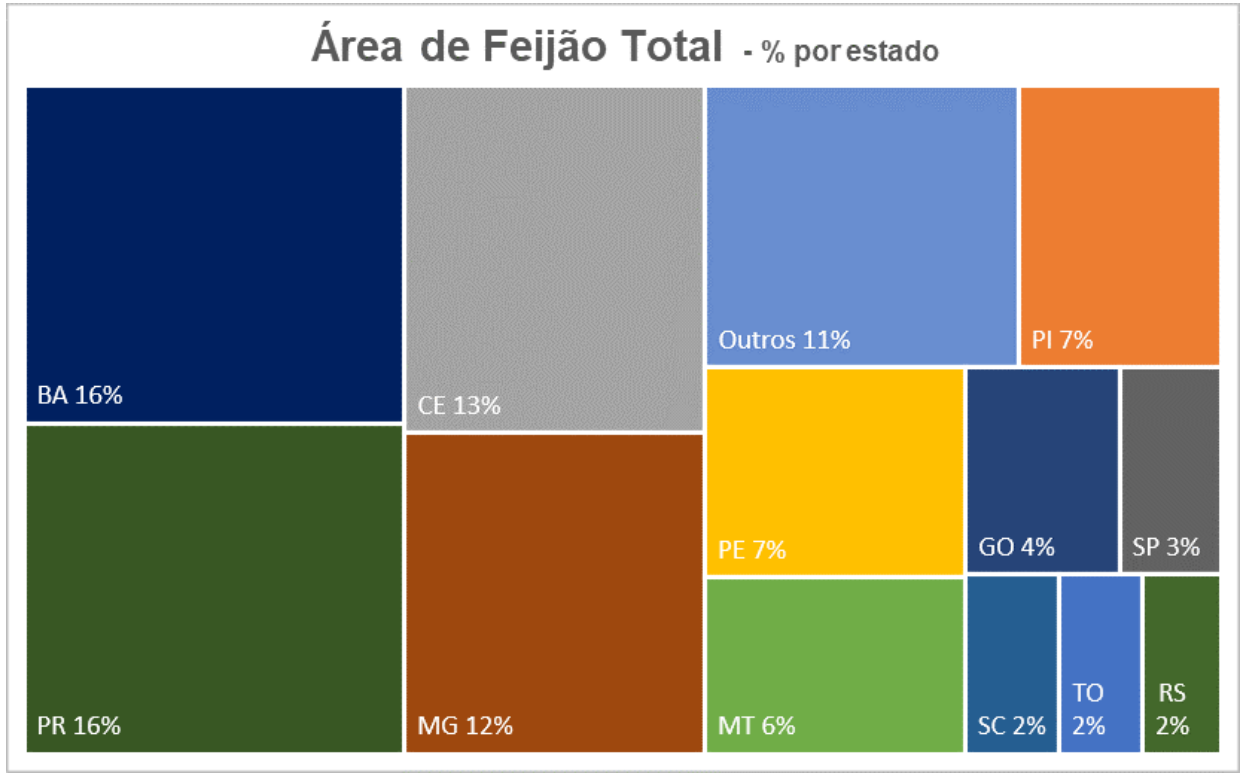

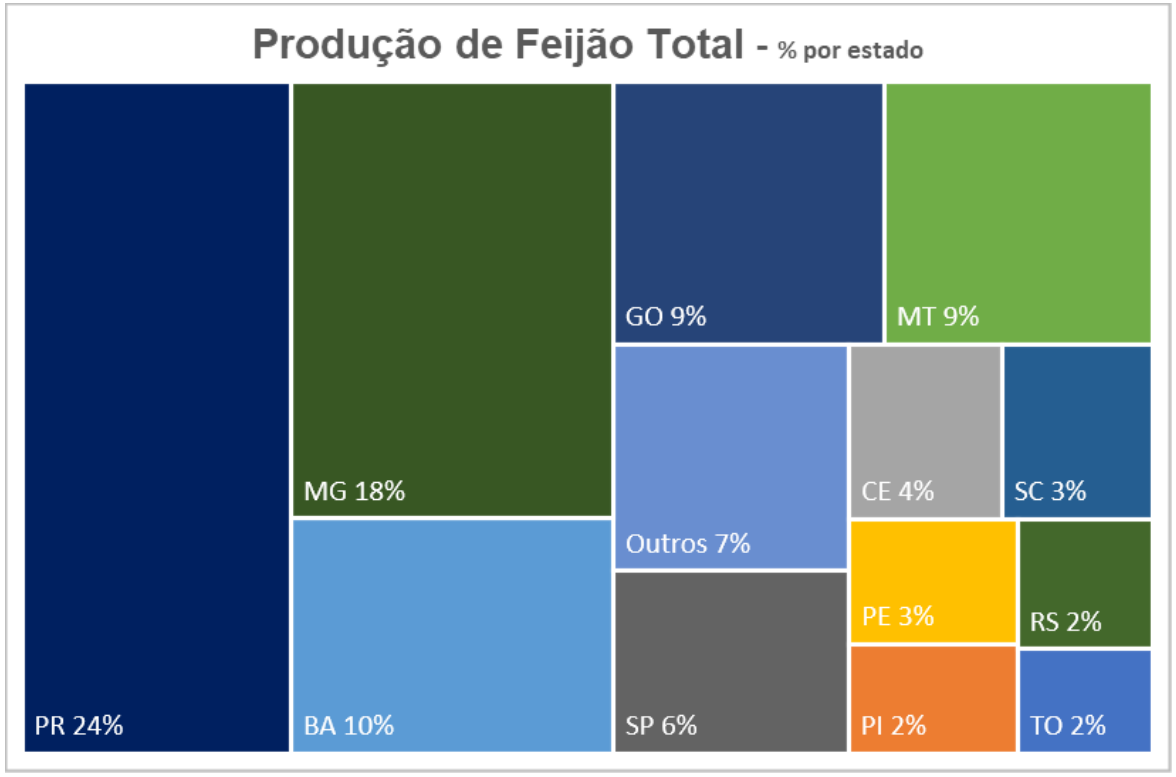

Milho 1ª safra
Safra 2022/23

Área (mil ha)

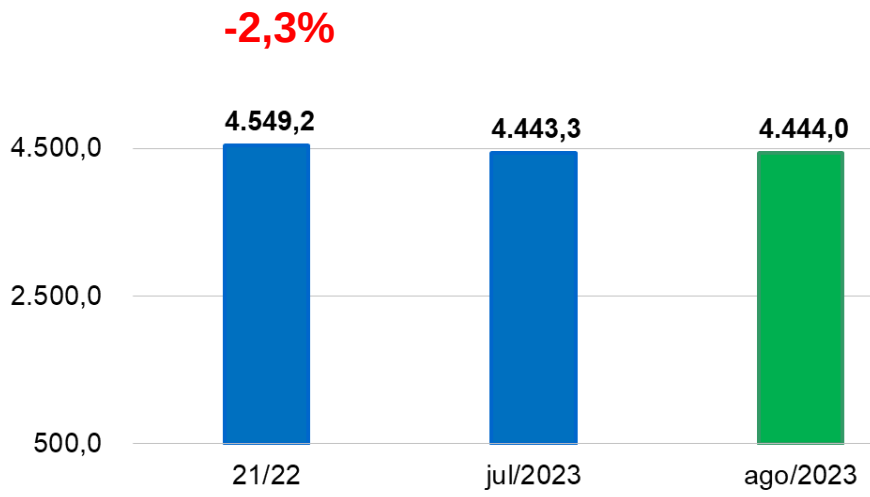

Produtividade (kg/ha)

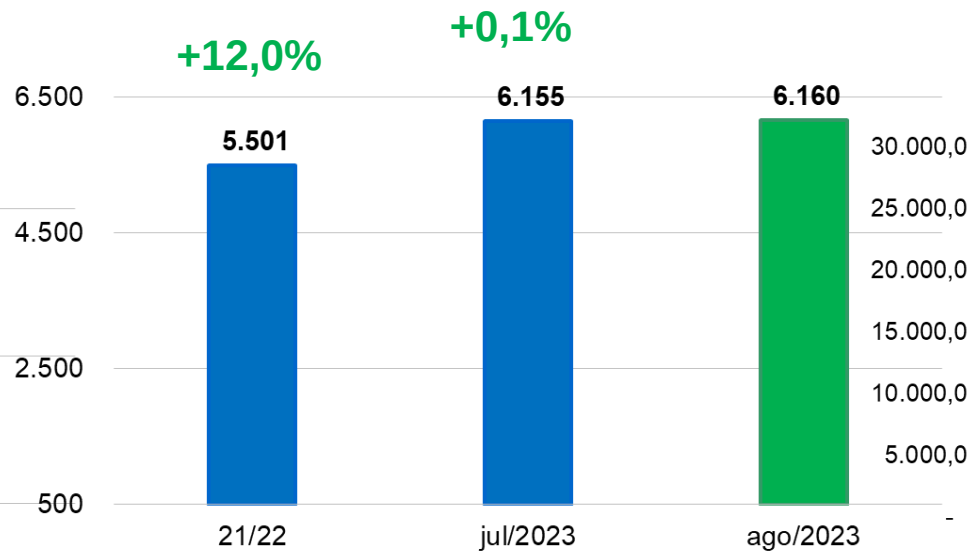

Produção (mil t)

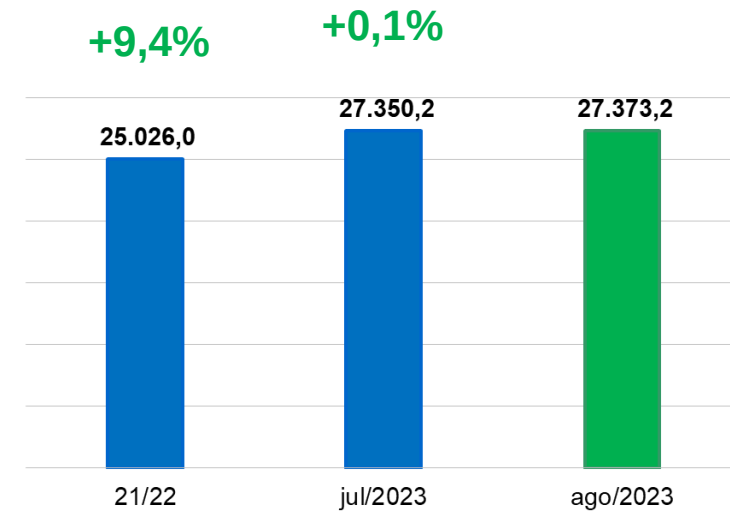

MILHO 1ª SAFRA
SAFRA 2022/23

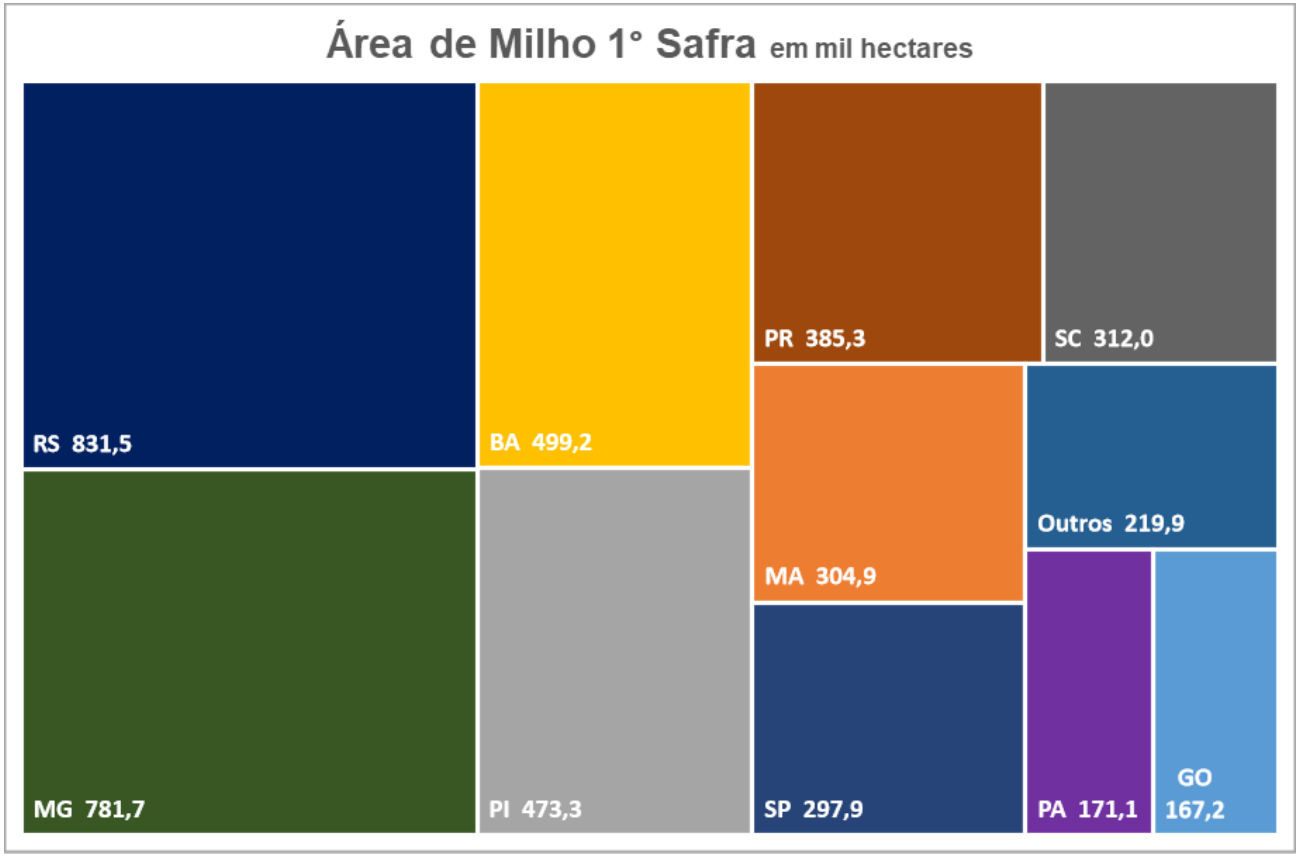

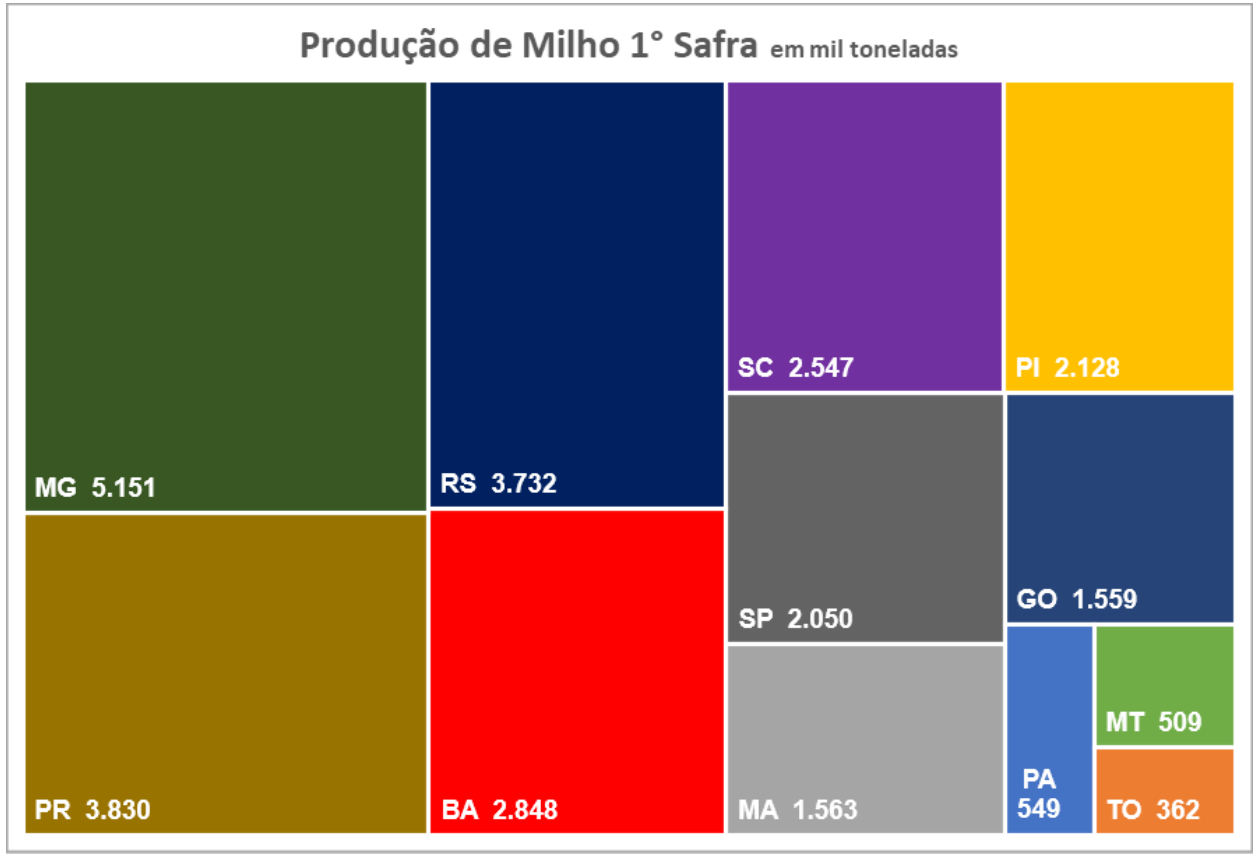

MILHO 1ª SAFRA
SAFRA 2022/23

99,6% colhido

FENOLOGIA

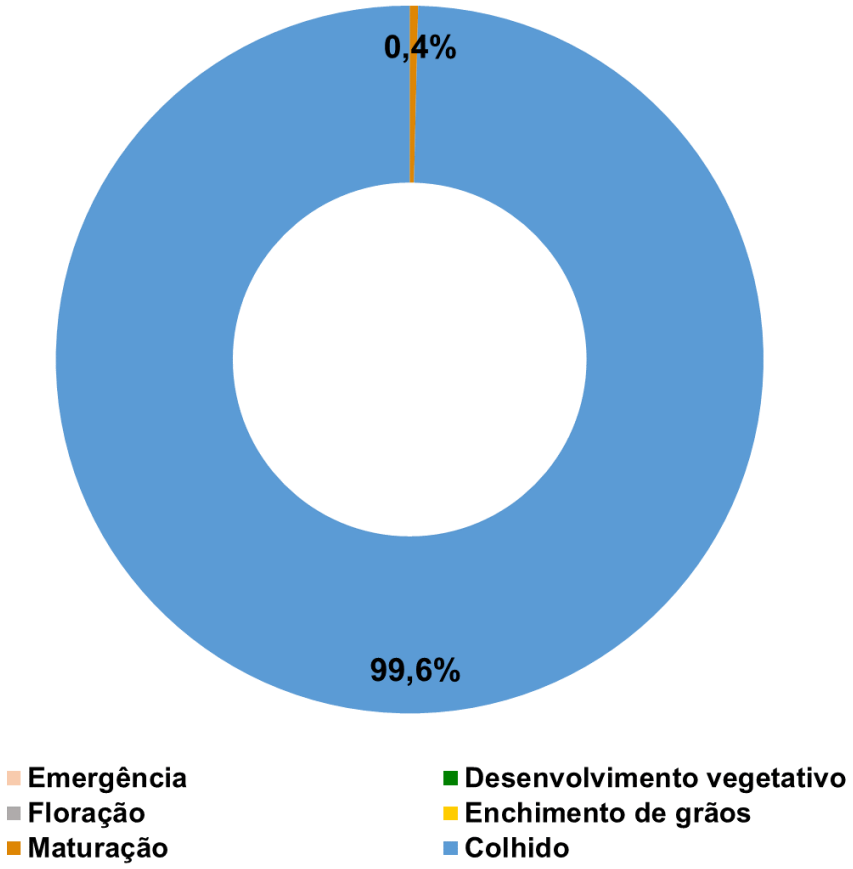

Milho 2ª safra
Safra 2022/23

Área (mil ha)

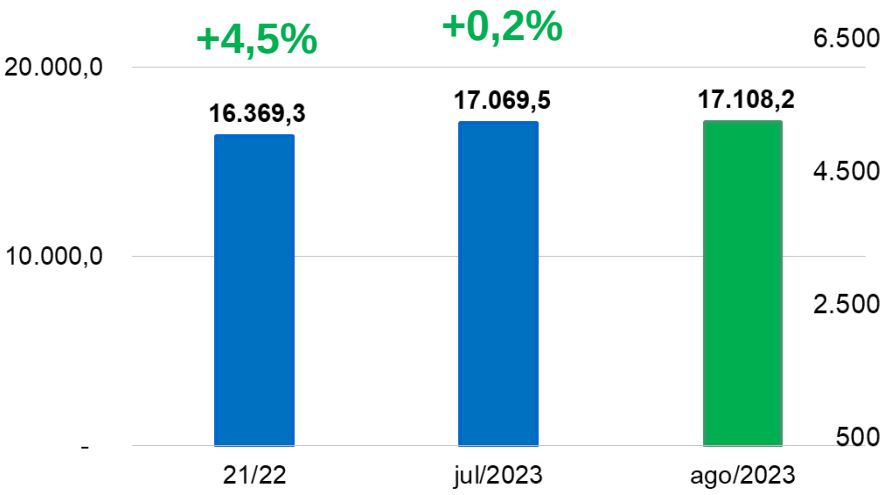

Produtividade (kg/ha)

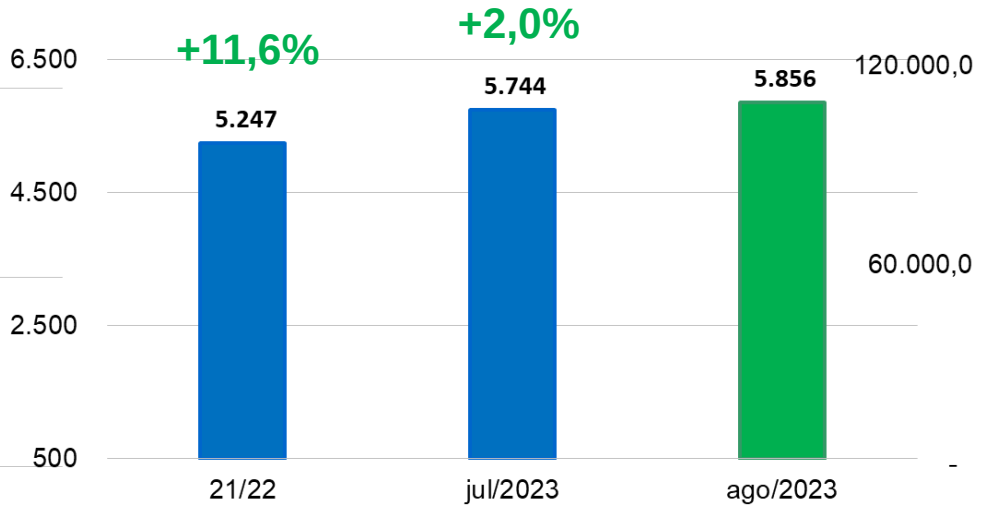

Produção (mil t)

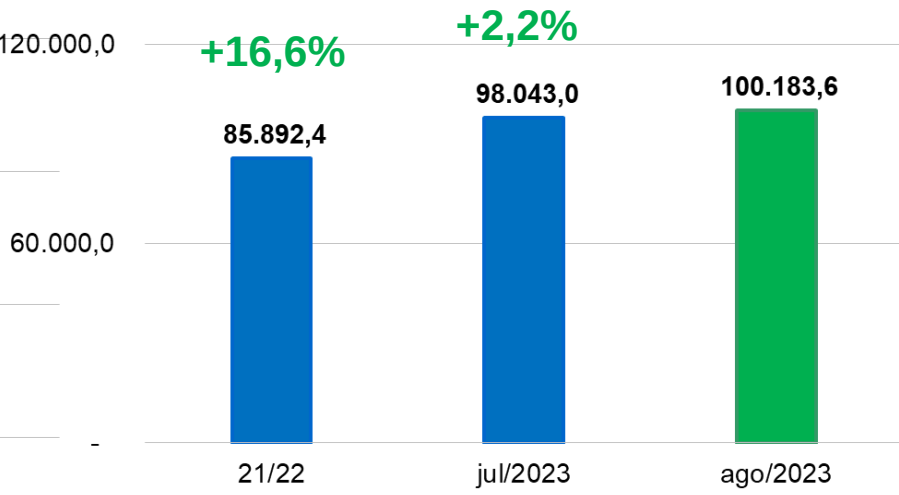

MILHO 2ª SAFRA
SAFRA 2022/23

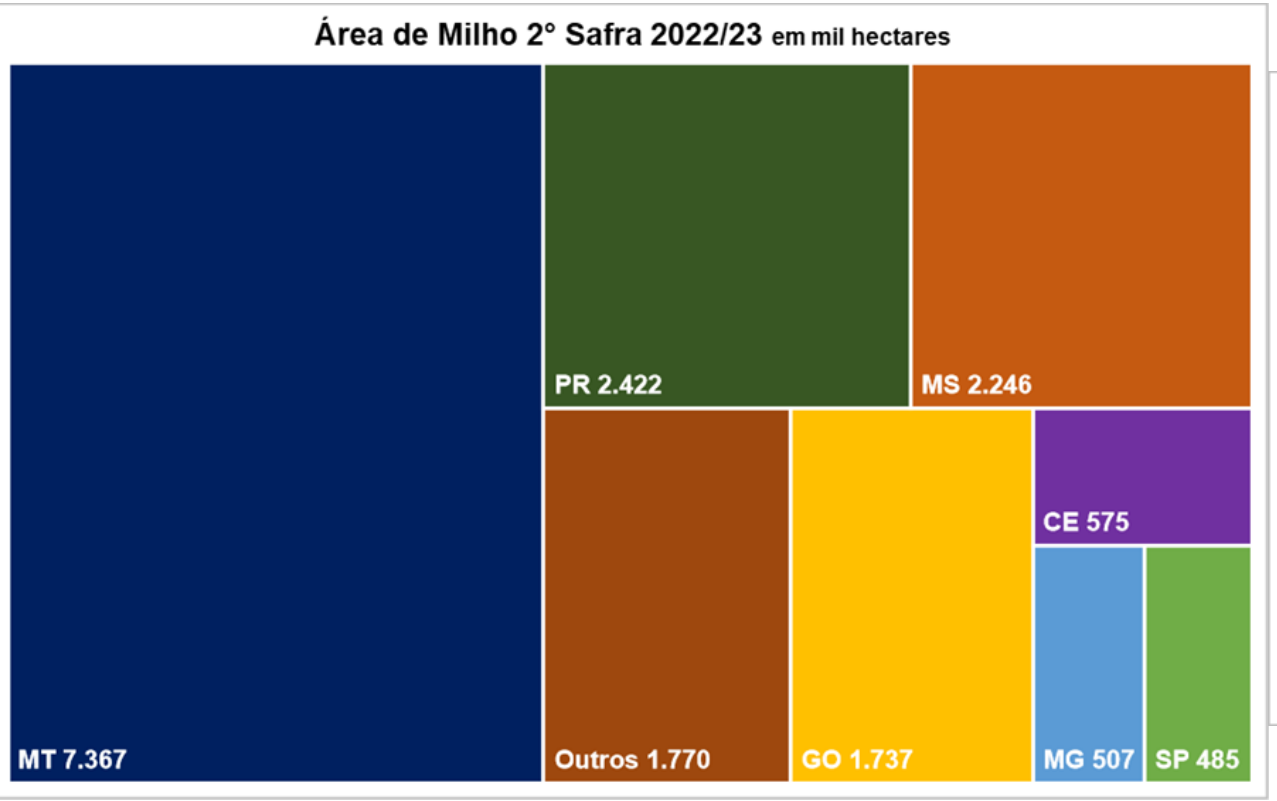

MILHO 2ª SAFRA
SAFRA 2022/23

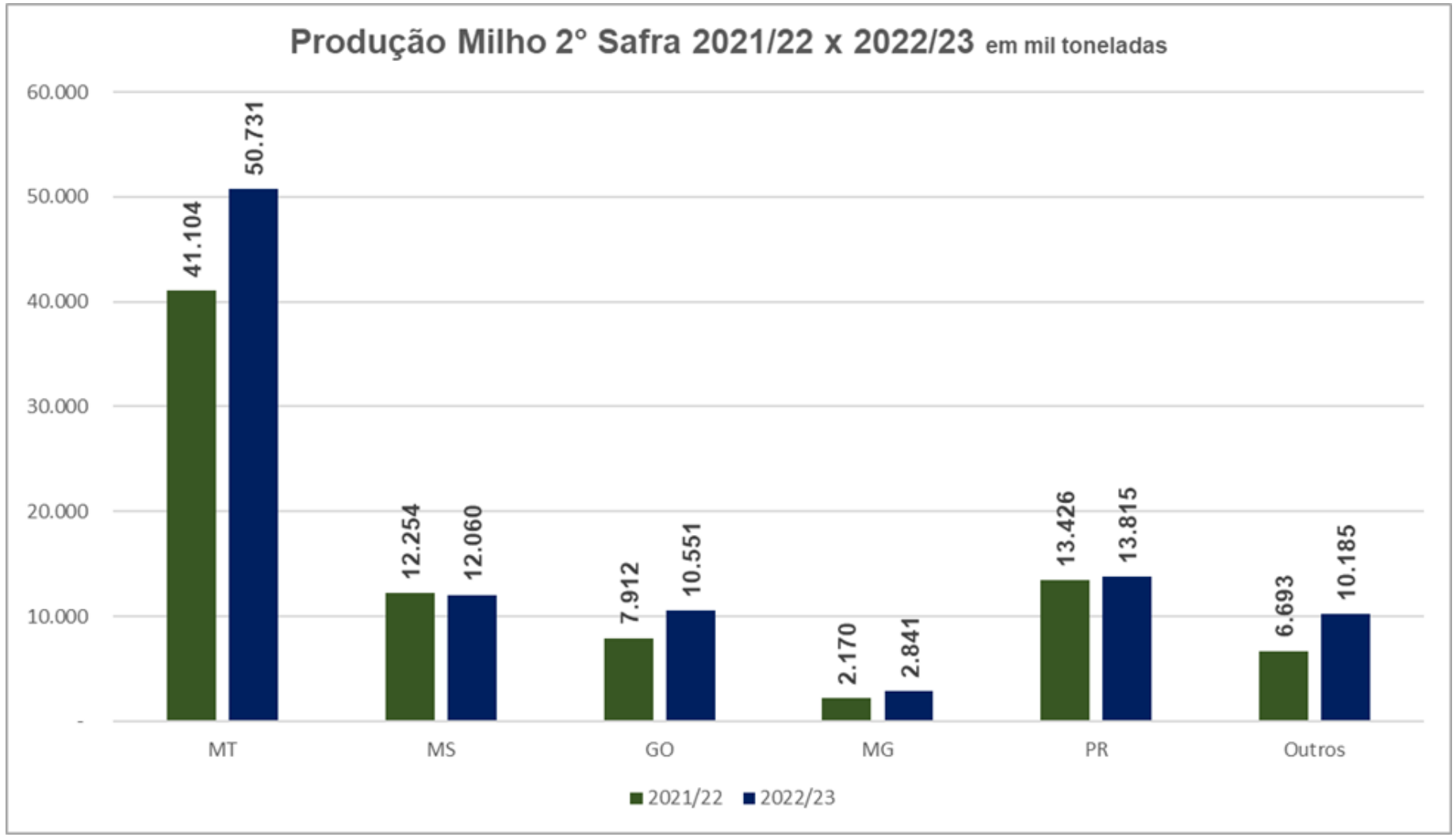

MILHO 2ª SAFRA
SAFRA 2022/23

UF	Mesorregiões	Milho segunda safra - Safra 2022/2023								
		JAN	FEV	MAR	ABR	MAI	JUN	JUL	AGO	SET
RO	Leste Rondoniense - RO	S/E	S/E/DV	E/DV	DV/F	F/EG/M	EG/MC	M/C	C	
TO	Oriental do Tocantins - TO		S/E/DV	E/DV	DV/F	F/EG/M	M/C	M/C		
MA	Sul Maranhense - MA		S/E/DV	E/DV	DV/F	F/EG/M	EG/M/C	M/C	C	
PI	Sudoeste Piauiense		S/E	E/DV	DV/F	F/EG/M	EG/M/C	M/C	C	
BA	Extremo Oeste Baiano		S/E/DV	E/DV	DV/F	F/EG/M	EG/M	M/C	C	
CE	Noroeste Cearense		S/E	E/DV	DV/F	F/EG/M	EG/M	M/C	C	
	Norte Cearense		S/E	E/DV	DV/F	F/EG/M	EG/M	M/C	C	
	Sertões Cearenses		S/E	E/DV	DV/F	F/EG/M	EG/M	M/C	C	
	Jaguaribe		S/E	E/DV	DV/F	F/EG/M	EG/M	M/C	C	
	Centro-Sul Cearense		S/E	E/DV	DV/F	F/EG/M	EG/M	M/C	C	
	Sul Cearense		S/E	E/DV	DV/F	F/EG/M	EG/M	M/C	C	
RN	Oeste Potiguar		S/E	S/E/DV	DV/F	F/EG/M	EG/M/C	M/C	C	
	Agreste Potiguar			S/E/DV	DV/F	F/EG/M	EG/M/C	M/C	C	
PB	Sertão Paraibano		S/E	S/E/DV	F/EG	EG/M	EG/M/C	C		
	Agreste Paraibano			S/E/DV	DV/F	DV/F/EG	DV/EG/M	M/C	C	
PE	Sertão Pernambucano		S/E	S/E/DV	F/EG	EG/M	EG/M/C	C		
MT	Norte Mato-grossense - MT	S/E	S/E/DV	DV/F	F/EG	EG/M	M/C	C		
	Nordeste Mato-grossense - MT	S/E	S/E/DV	E/DV	DV/F/EG	F/EG/M	EG/M/C	M/C	C	
	Sudeste Mato-grossense - MT	S/E	S/E/DV	E/DV	DV/F/EG	F/EG/M	EG/M/C	M/C	C	
MS	Centro Norte de Mato Grosso do Sul - MS		S/E/DV	E/DV	DV/F	F/EG/M	F/EG/M	M/C	M/C	C
	Leste de Mato Grosso do Sul - MS		S/E/DV	E/DV	DV/F	F/EG/M	F/EG/M	M/C	M/C	C
	Sudoeste de Mato Grosso do Sul - MS		S/E/DV	E/DV	DV/F	F/EG/M	F/EG/M	EG/M/C	M/C	C
GO	Leste Goiano - GO		S	S/E/DV	DV/F/EG	F/EG/M	F/EG/M	M/C	C	
	Sul Goiano - GO		S/E/DV	E/DV	DV/F/EG	F/EG/M	EG/M/C	M/C	C	
MG	Noroeste de Minas - MG		S	S/E/DV	DV/F/EG	F/EG/M	EG/M	M/C	M/C	C
	Triângulo Mineiro/Alto Paranaíba - MG		S/E/DV	E/DV	DV/F/EG	F/EG/M	EG/M/C	M/C	M/C	C
SP	Assis - SP		S/E	E/DV	DV/F	DV/F/EG	F/EG/M	EG/M/C	M/C	C
	Itapetininga - SP		S/E	E/DV	DV/F	DV/F/EG	F/EG/M	EG/M/C	M/C	C
PR	Noroeste Paranaense - PR		S/E/DV	E/DV	DV/F	DV/F/EG	F/EG/M	EG/M/C	M/C	C
	Centro Ocidental Paranaense - PR		S/E/DV	E/DV	DV/F	DV/F/EG	F/EG/M	EG/M/C	M/C	C
	Norte Central Paranaense - PR	S/E	S/E/DV	E/DV	DV/F	DV/F/EG	F/EG/M	EG/M/C	M/C	C
	Norte Pioneiro Paranaense - PR	S/E	S/E/DV	E/DV	DV/F	DV/F/EG	F/EG/M	EG/M/C	M/C	C
	Oeste Paranaense - PR	S/E	S/E/DV	DV/F	F/EG	F/EG/M	EG/M/C	M/C	C	

Legenda – Condição hídrica	
	Favorável
	Baixa Restrição - Falta de Chuva
	Média Restrição - Falta de Chuva
	Alta Restrição - Falta de Chuva
	Baixa Restrição - Excesso de Chuva
	Média Restrição - Excesso de Chuva
	Alta Restrição - Excesso de Chuva
	Baixa Restrição - Geadas ou Baixas Temperaturas
	Média Restrição - Geadas ou Baixas Temperaturas
	Alta Restrição - Geadas ou Baixas Temperaturas

MILHO 2ª SAFRA
SAFRA 2022/23

64,3% colhido

FENOLOGIA

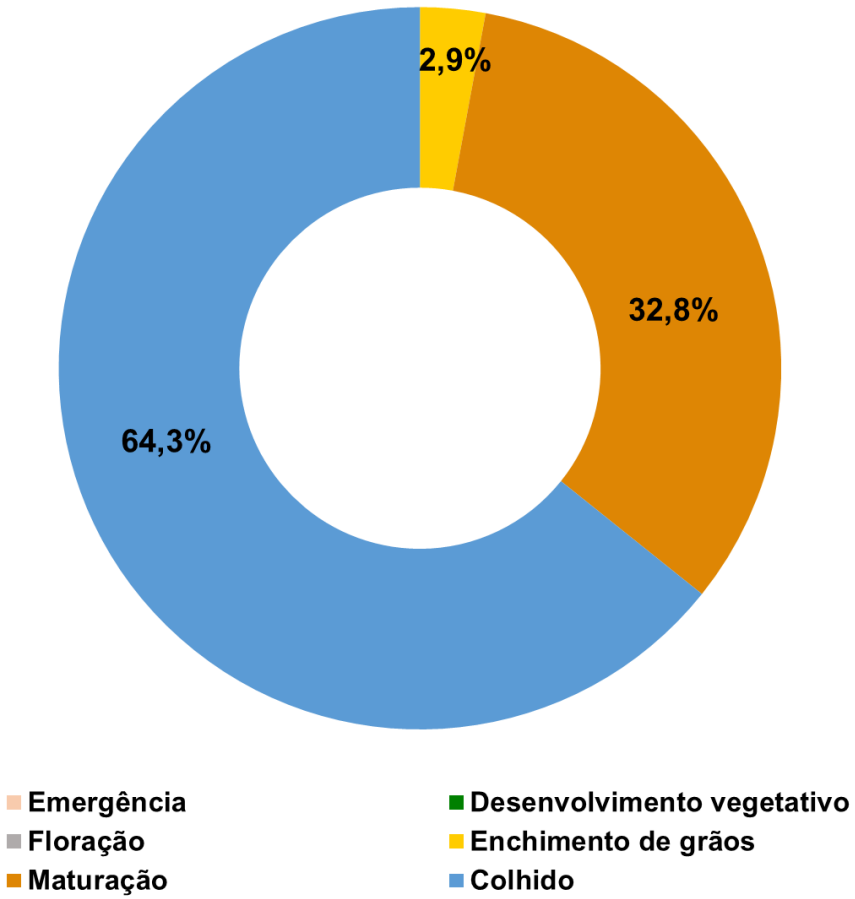

MILHO 2ª SAFRA
SAFRA 2022/23

MARCHA DE COLHEITA

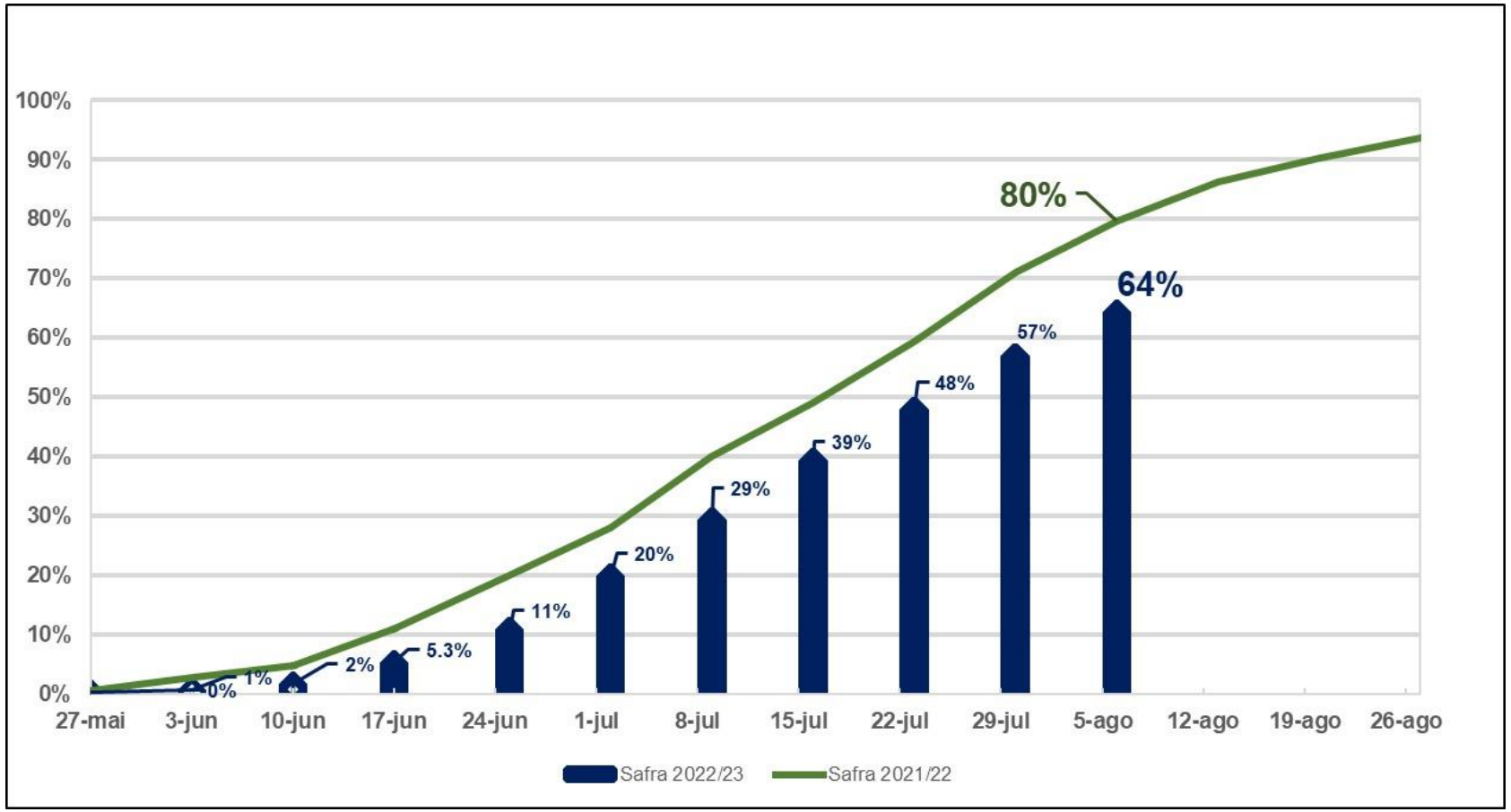

MILHO 2ª SAFRA
SAFRA 2022/23

MILHO 2ª SAFRA
Alto Garças - MT

MILHO 2ª SAFRA
Tacuru - MS

MILHO 2ª SAFRA
SAFRA 2022/23

Parana (South Region, Brazil)

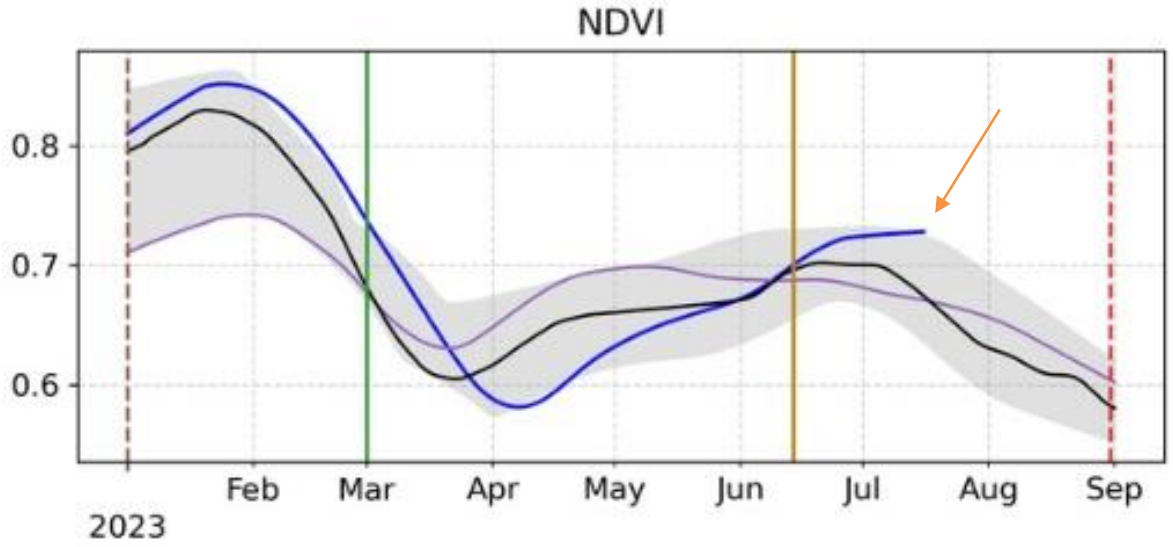

Goias (Central-West Region, Brazil)

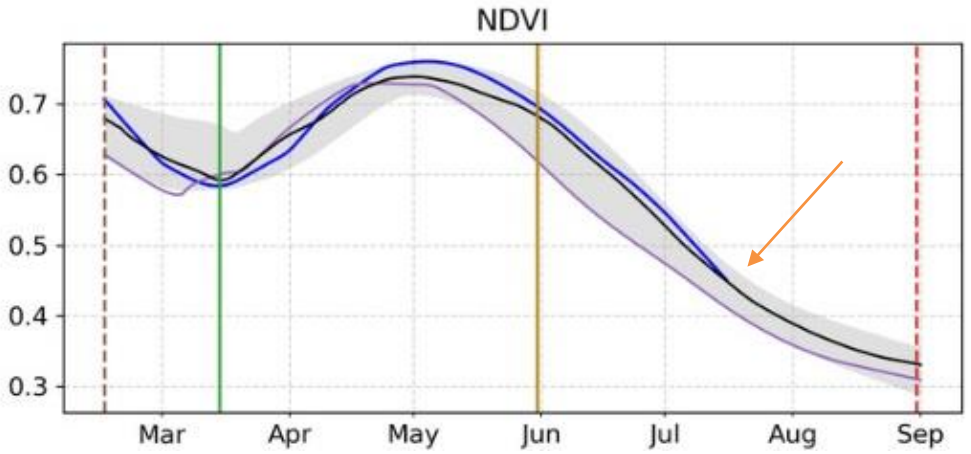

Legend
- 2023
- 2022
- 5 year Mean
- 10 year Min/Max
- Planting
- Greenup
- Senescence
- Harvest

Data Sources
NDVI: UMD GLAM system
Temperature: NOAA CPC
Precipitation: CHIRPS
Precipitation Forecast: CHIRPS-GEFS
Evaporative Stress Index: NASA ESI
Soil Moisture: NASA-USDA Global Soil Moisture

▶ Crop growth stage dates are based on the 5 year average GEOGLAM best available crop calendars

MILHO 2ª SAFRA
SAFRA 2022/23

Mato Grosso (Central-West Region, Brazil)

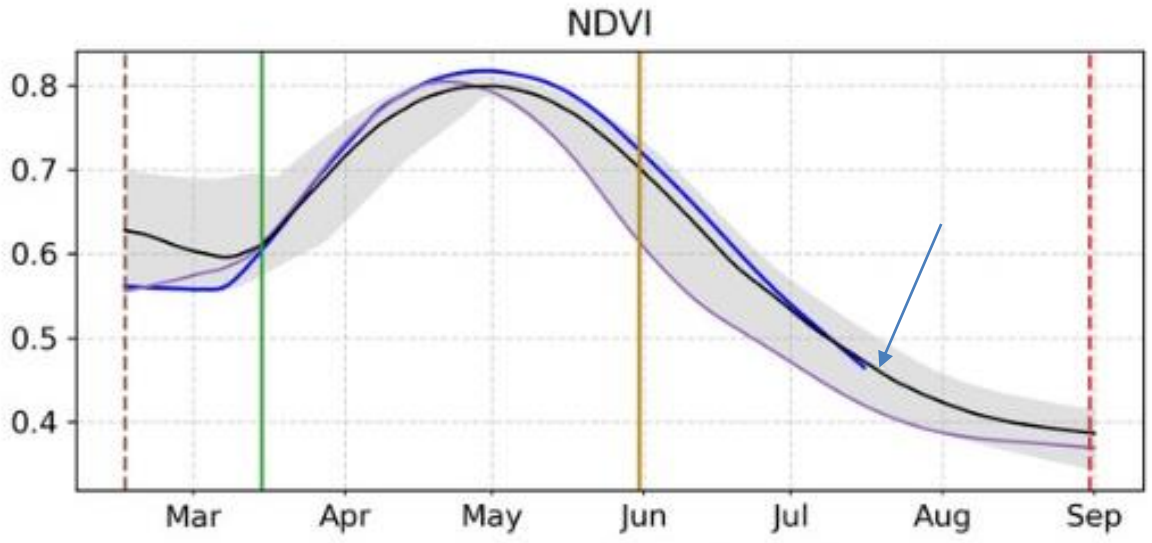

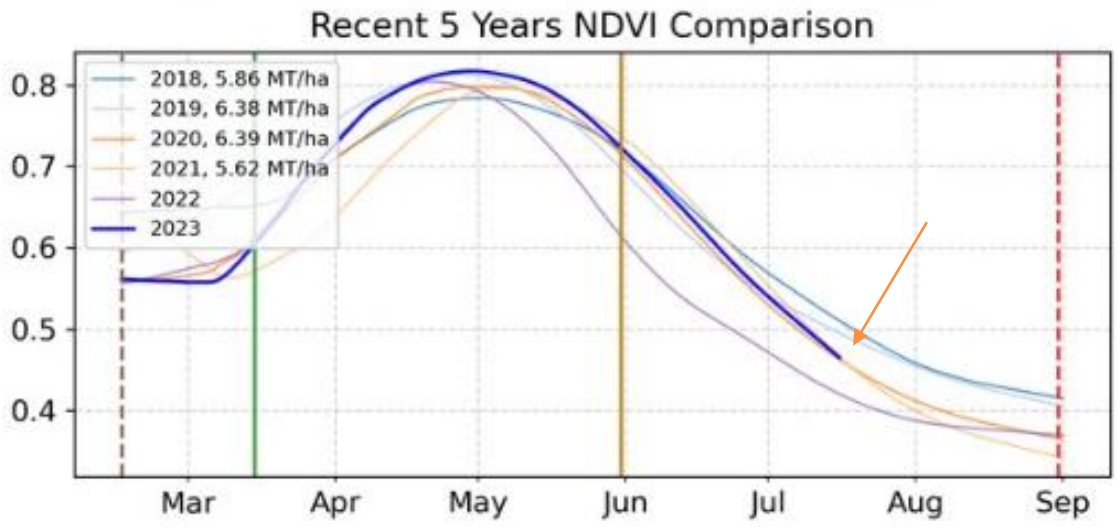

Legend
- 2023
- 2022
- 5 year Mean
- 10 year Min/Max
- Planting
- Greenup
- Senescence
- Harvest

Data Sources
NDVI: UMD GLAM system
Temperature: NOAA CPC
Precipitation: CHIRPS
Precipitation Forecast: CHIRPS-GEFS
Evaporative Stress Index: NASA ESI
Soil Moisture: NASA-USDA Global Soil Moisture

▶ Crop growth stage dates are based on the 5 year average GEOGLAM best available crop calendars

MILHO 1ª E 2ª SAFRA
SAFRA 2022/23

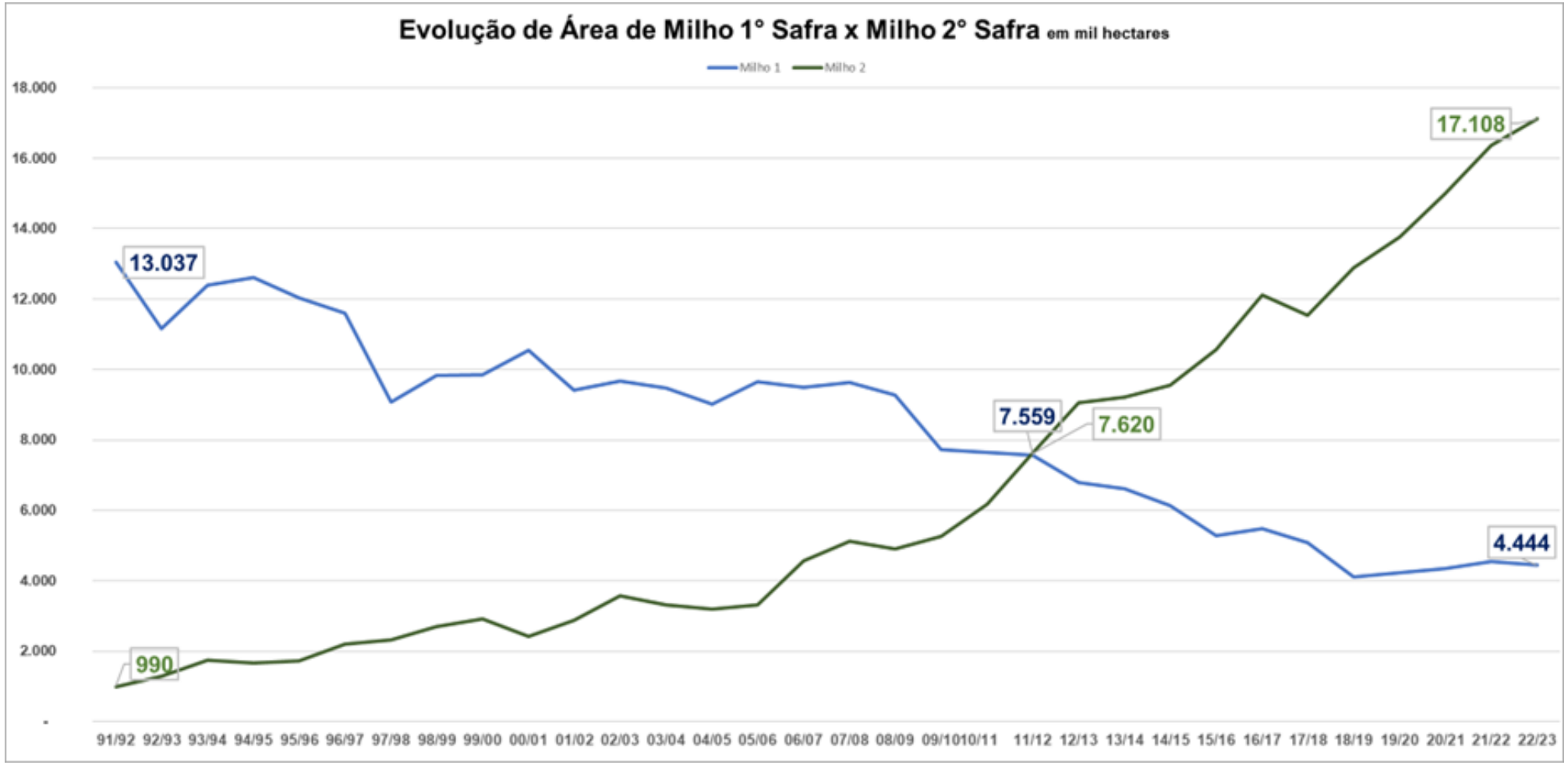

MILHO 1ª E 2ª SAFRA
SAFRA 2022/23

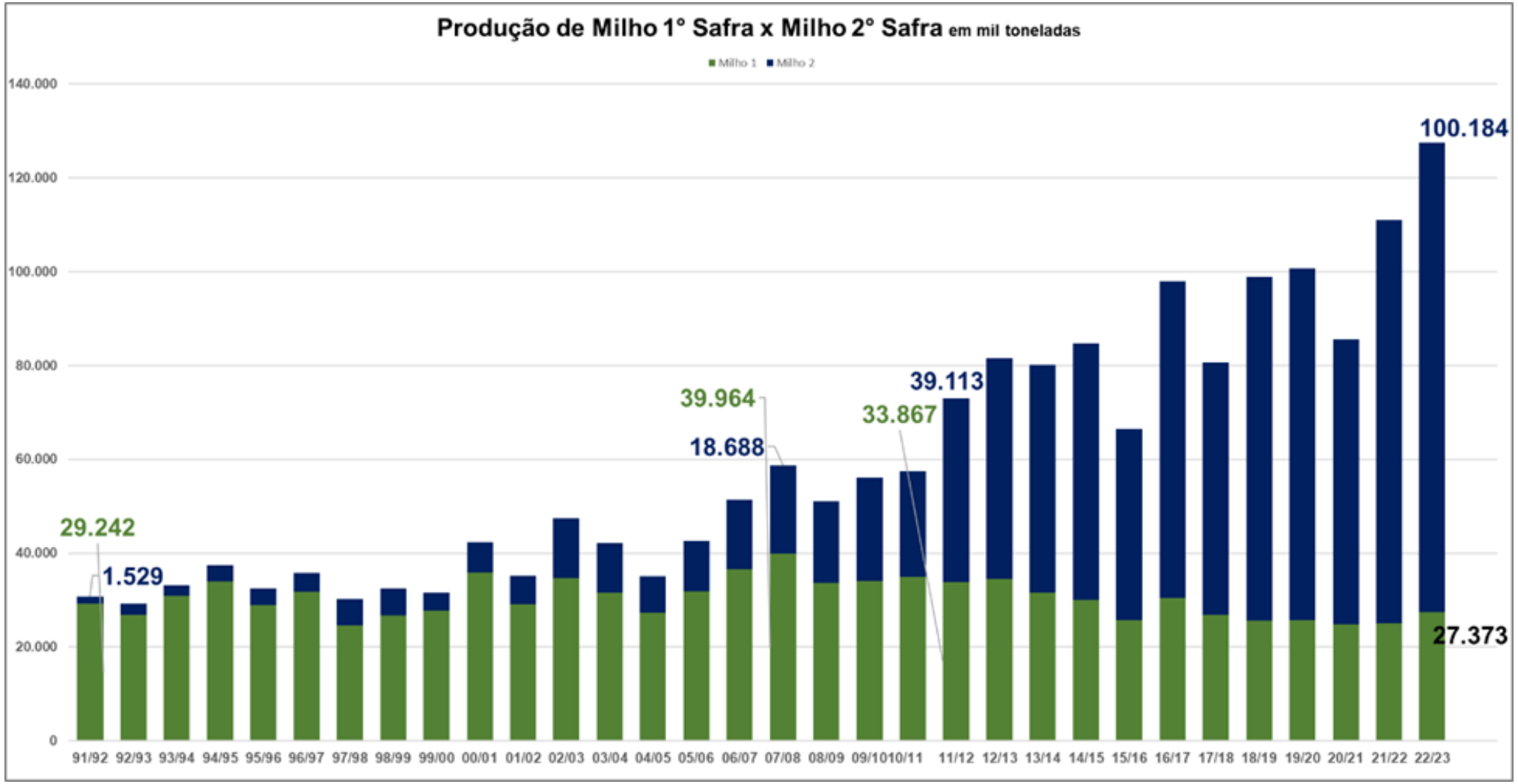

Milho 3ª safra
Safra 2022/23

Área (mil ha)

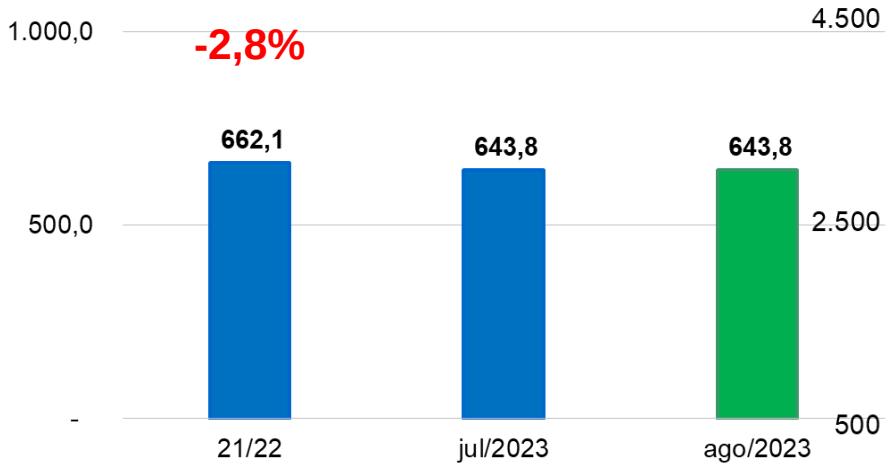

Produtividade (kg/ha)

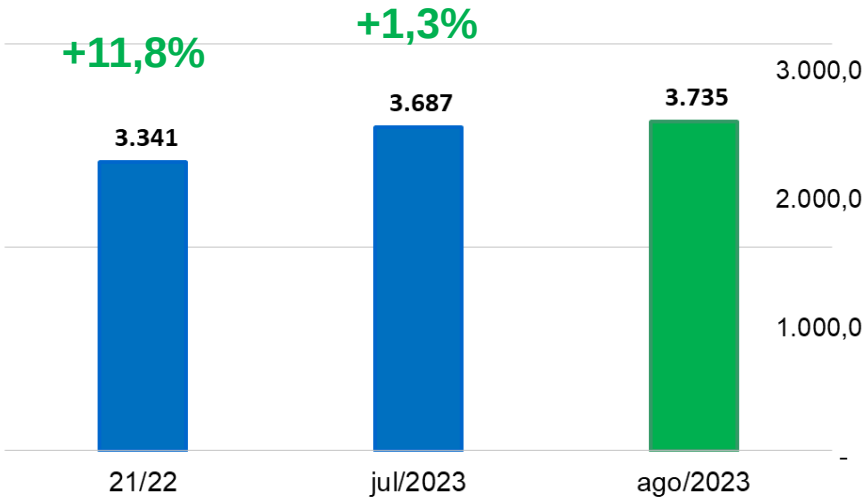

Produção (mil t)

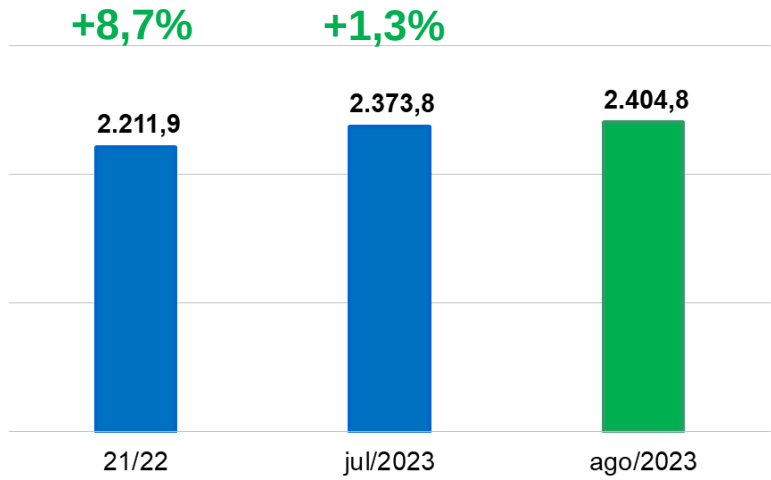

MILHO 3ª SAFRA
SAFRA 2022/23

UF	Mesorregiões	Milho terceira safra - Safra 2022/2023									
		ABR	MAI	JUN	JUL	AGO	SET	OUT	NOV	DEZ	JAN
PE	Agreste Pernambucano - PE	S/E	S/E/DV	DV/F	DV/F/EG	F/EG/M	M/C	M/C	C		
AL	Sertão Alagoano - AL	S/E	S/E/DV	DV/F	DV/F/EG	F/EG/M	M/C	M/C	C		
	Agreste Alagoano - AL	S/E	S/E/DV	DV/F	DV/F/EG	F/EG/M	M/C	M/C	C		
SE	Sertão Sergipano - SE	S/E	S/E/DV	DV/F	DV/F/EG	F/EG/M	M/C	M/C	M/C	C	
	Agreste Sergipano - SE	S/E	S/E/DV	DV/F	DV/F/EG	F/EG/M	M/C	M/C	M/C	C	
BA	Nordeste Baiano - BA	S/E	S/E/DV	DV/F	DV/F/EG	F/EG/M	M/C	M/C	M/C	C	C
	Centro Norte Baiano - BA	S/E	S/E/DV	DV/F	DV/F/EG	F/EG/M	M/C	M/C	M/C	C	C

Legenda – Condição hídrica
Favorável
Baixa Restrição - Falta de Chuva
Média Restrição - Falta de Chuva
Alta Restrição - Falta de Chuva
Baixa Restrição - Excesso de Chuva
Média Restrição - Excesso de Chuva
Alta Restrição - Excesso de Chuva
Baixa Restrição - Geadas ou Baixas Temperaturas
Média Restrição - Geadas ou Baixas Temperaturas
Alta Restrição - Geadas ou Baixas Temperaturas

MILHO 3ª SAFRA
SAFRA 2022/23

MILHO 3ª SAFRA
Riachão das Neves - BA

Soja
Safra 2022/23

Área (mil ha)

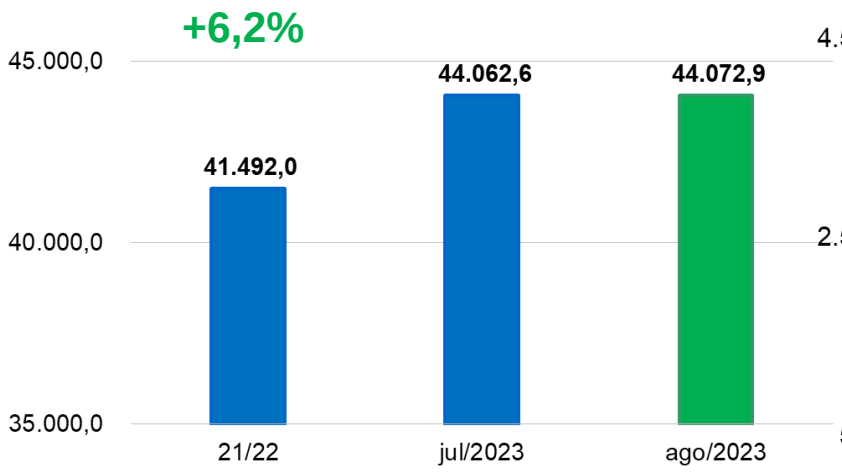

Produtividade (kg/ha)

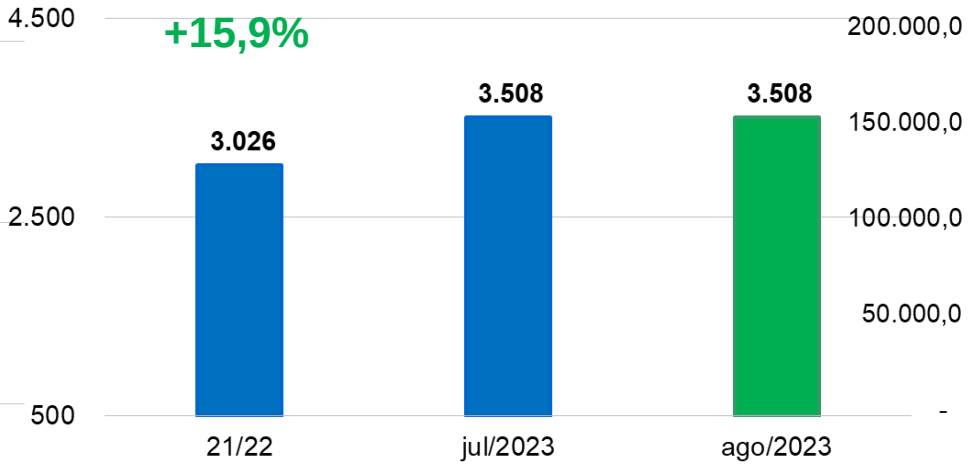

Produção (mil t)

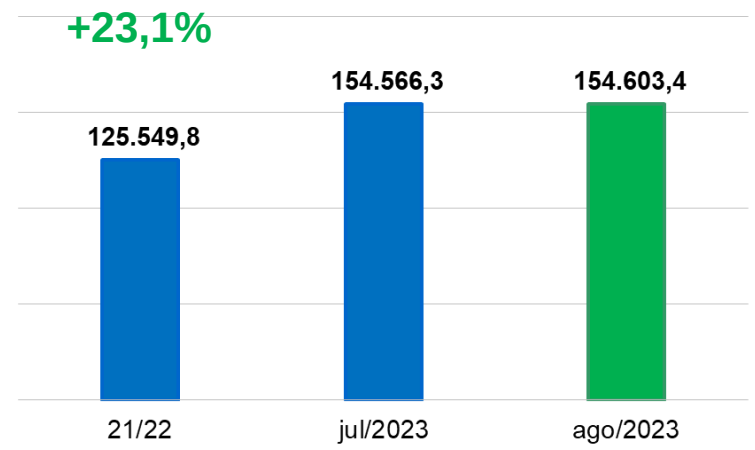

SOJA
SAFRA 2022/23

100% colhida

FENOLOGIA

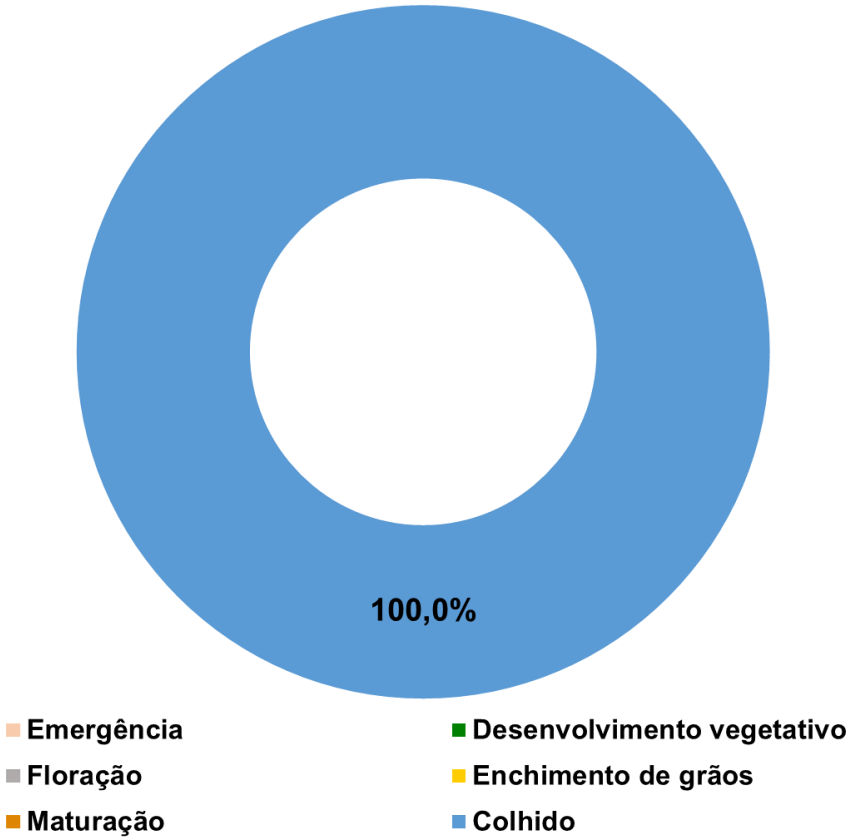

Sorgo
Safra 2023

Área (mil ha)

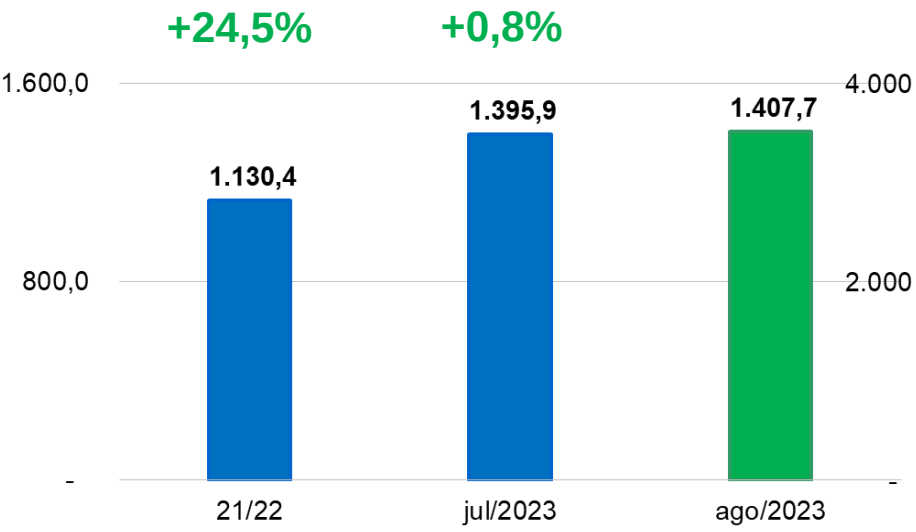

Produtividade (kg/ha)

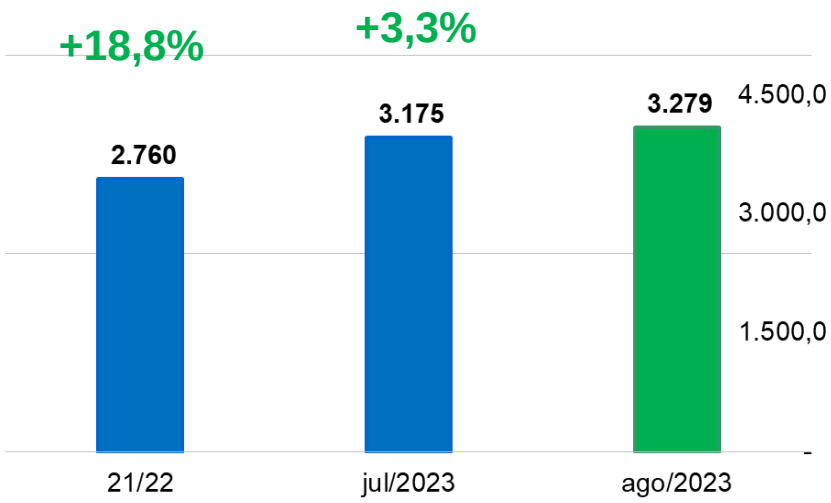

Produção (mil t)

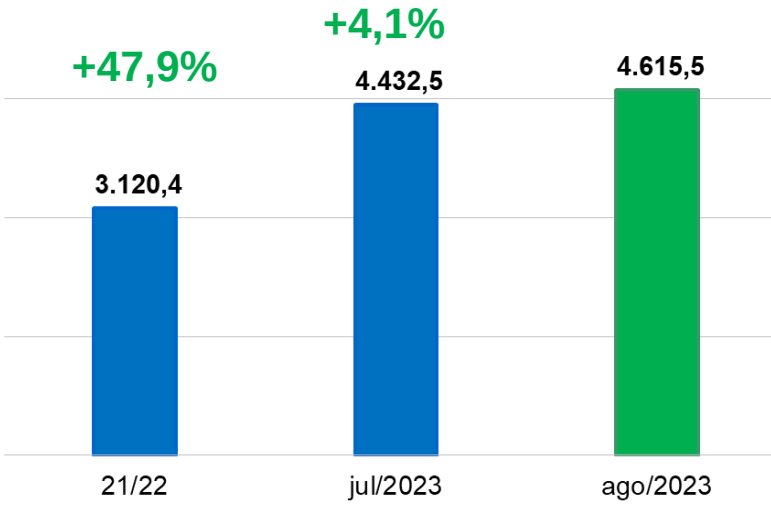

Sorgo
Safra 2023

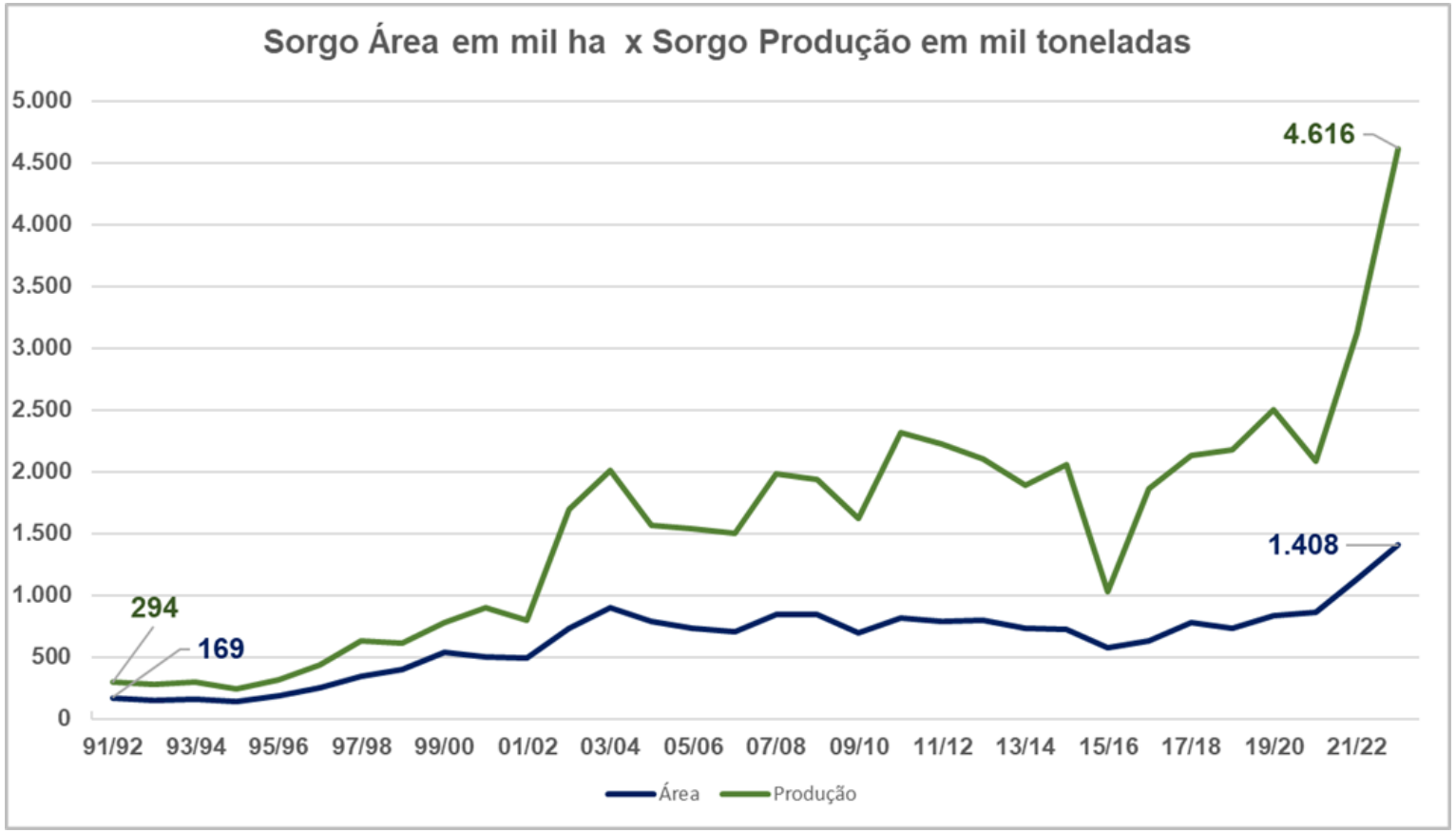

Sorgo
Safra 2023

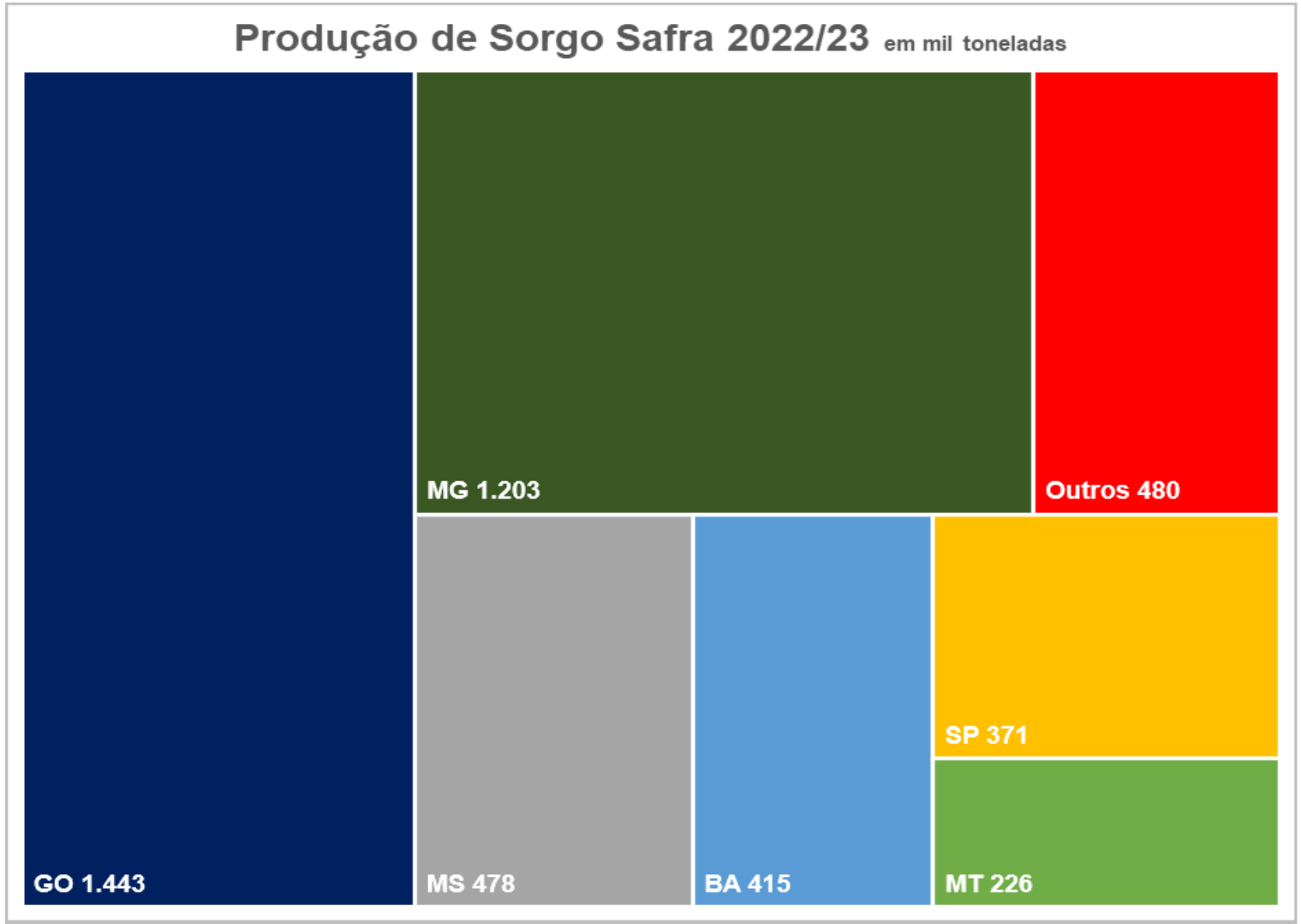

Trigo
Safra 2023

Área (mil ha)

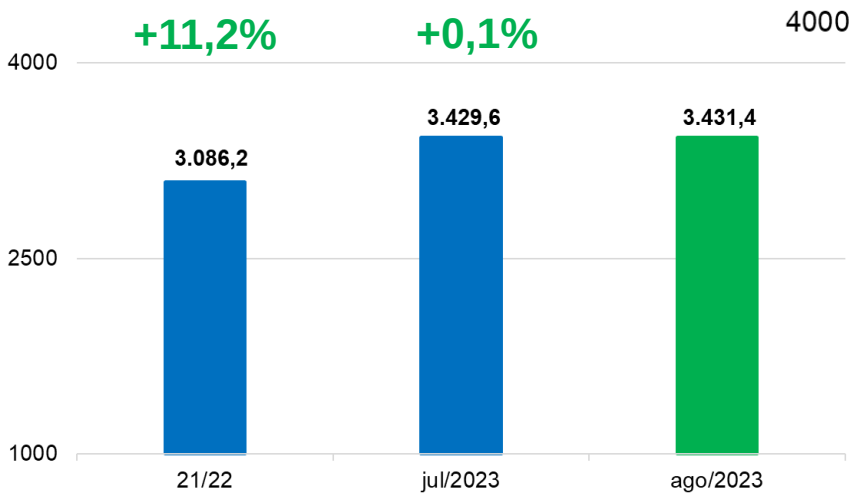

Produtividade (kg/ha)

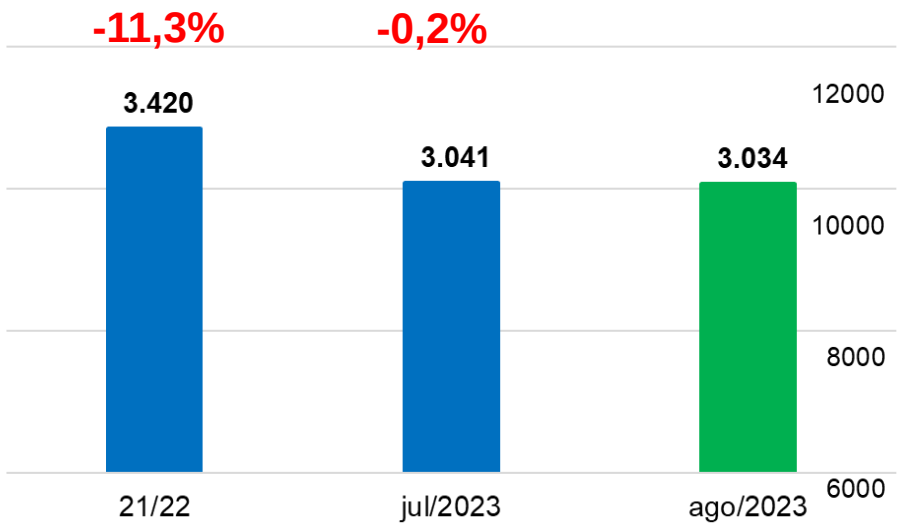

Produção (mil t)

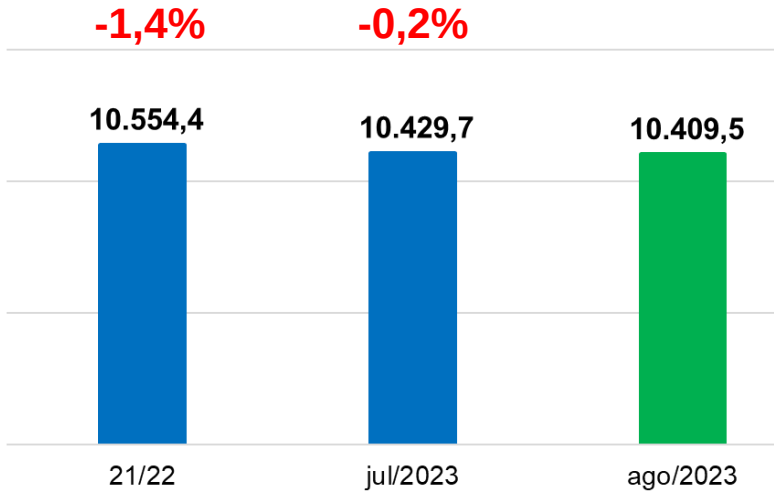

TRIGO
SAFRA 2023

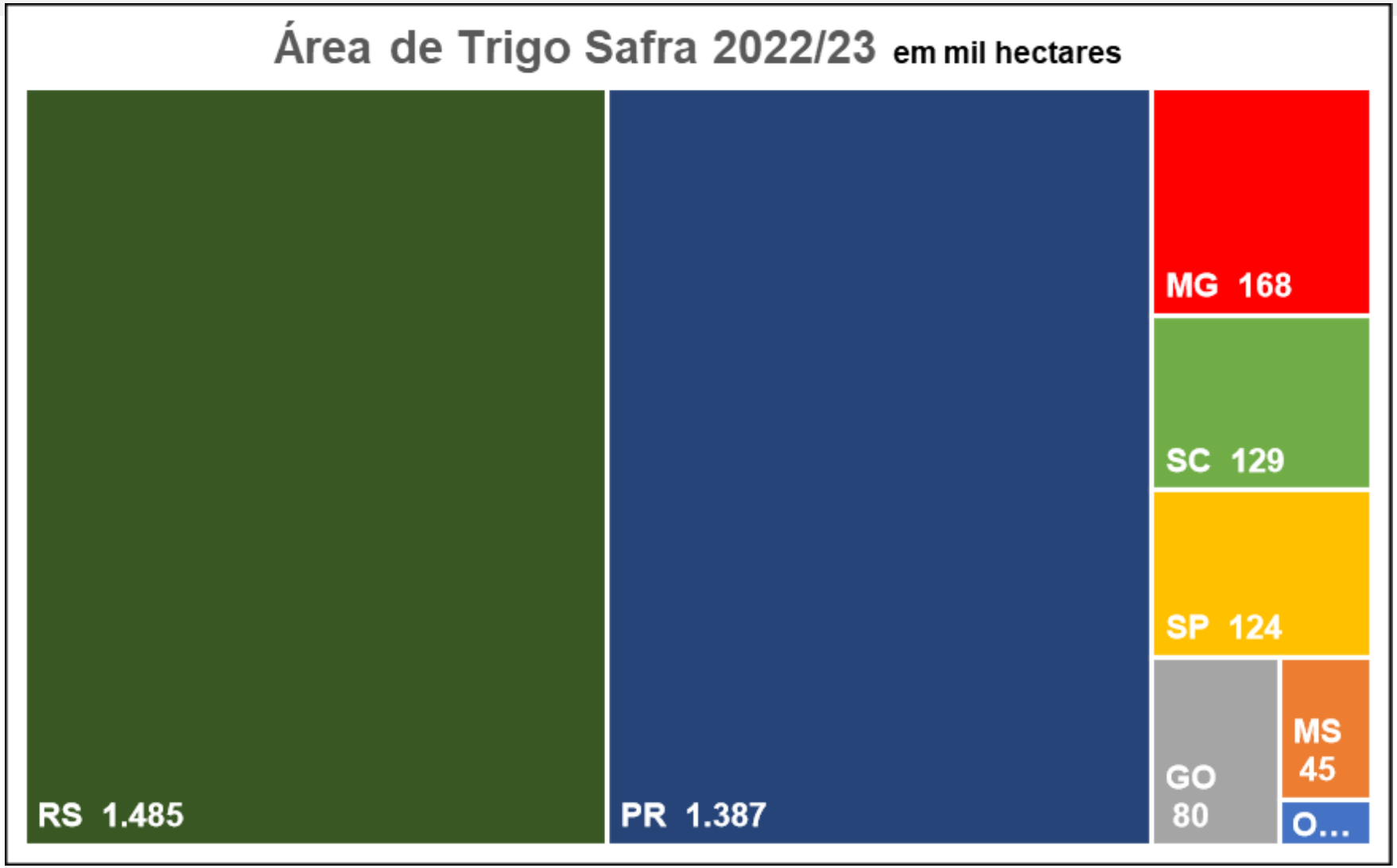

TRIGO
SAFRA 2023

UF	Mesorregiões	ABR	MAI	JUN	JUL	AGO	SET	OUT	NOV	DEZ
MS	Sudoeste de Mato Grosso do Sul	S/E	S/E/DV	DV/F/EG	F/EG/M	EG/M/C	C			
GO	Leste Goiano	S/E	E/DV/F	F/EG/M	EG/M/C	M/C	C			
MG	Triângulo Mineiro/Alto Paranaíba	S/E	E/DV/F	F/EG/M	F/EG/M	EG/M/C	C			
SP	Itapetininga	S/E	S/E/DV	DV/F/EG	F/EG/M	F/EG/M	M/C			
PR	Centro Ocidental Paranaense	S/E	S/E/DV	DV	DV/F	F/EG	M/C	C		
	Norte Central Paranaense	S/E	S/E/DV	DV/F	F/EG	EG/M	M/C	C		
	Norte Pioneiro Paranaense	S/E	S/E/DV	DV/F	F/EG	EG/M	M/C			
	Centro Oriental Paranaense		PS	S/E/DV	DV/F	F/EG	EG/M	M/C	C	
	Oeste Paranaense	S/E	S/E/DV	E/DV	DV/F	EG/M	M/C	C		
	Sudoeste Paranaense		PS	S/E/DV	DV/F	F/EG	EG/M	M/C	C	
	Centro-Sul Paranaense			S	E/DV	DV/F	F/EG	EG/M	M/C	C
	Sudeste Paranaense			S	E/DV	DV/F	F/EG	EG/M	M/C	C
SC	Oeste Catarinense		PS	S/E/DV	E/DV	DV/F	F/EG	EG/M	M/C	C
	Norte Catarinense		PS	S/E/DV	E/DV	DV/F	F/EG	EG/M	M/C	C
	Serrana		PS	S/E/DV	E/DV	DV/F	F/EG	EG/M	M/C	C
RS	Noroeste Rio-grandense		PS	S/E/DV	E/DV	DV/F	F/EG	EG/M	M/C	C
	Nordeste Rio-grandense			S	E/DV	DV/F	F/EG	EG/M	M/C	C
	Sudoeste Rio-grandense		PS	S/E/DV	E/DV	DV/F	EG/M	M/C	C	

Legenda – Condição hídrica
Favorável
Baixa Restrição - Falta de Chuva
Média Restrição - Falta de Chuva
Alta Restrição - Falta de Chuva
Baixa Restrição - Excesso de Chuva
Média Restrição - Excesso de Chuva
Alta Restrição - Excesso de Chuva
Baixa Restrição - Geadas ou Baixas Temperaturas
Média Restrição - Geadas ou Baixas Temperaturas
Alta Restrição - Geadas ou Baixas Temperaturas

TRIGO
SAFRA 2023

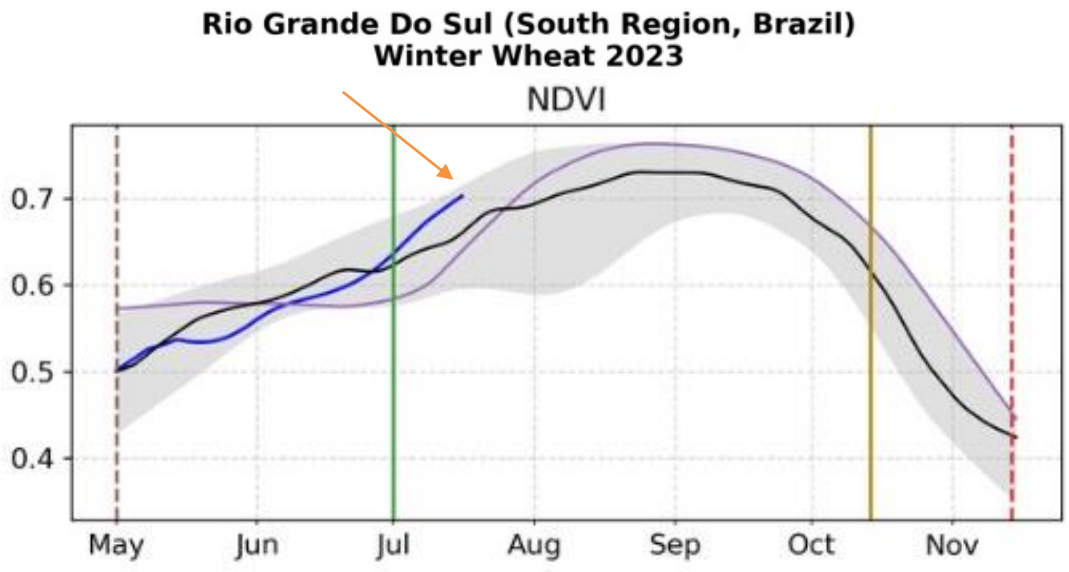

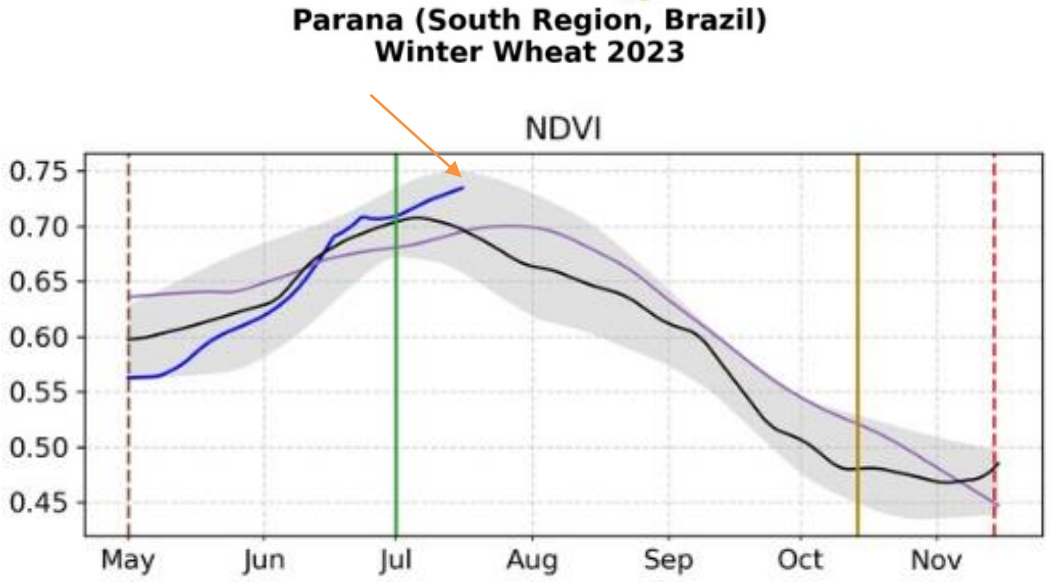

Legend
- 2023
- 2022
- 5 year Mean
- 10 year Min/Max
- Planting
- Greenup
- Senescence
- Harvest

Data Sources
NDVI: UMD GLAM system
Temperature: NOAA CPC
Precipitation: CHIRPS
Precipitation Forecast: CHIRPS-GEFS
Evaporative Stress Index: NASA ESI
Soil Moisture: NASA-USDA Global Soil Moisture

▶ Crop growth stage dates are based on the 5 year average GEOGLAM best available crop calendars

TRIGO
SAFRA 2023

99,9% semeado

FENOLOGIA

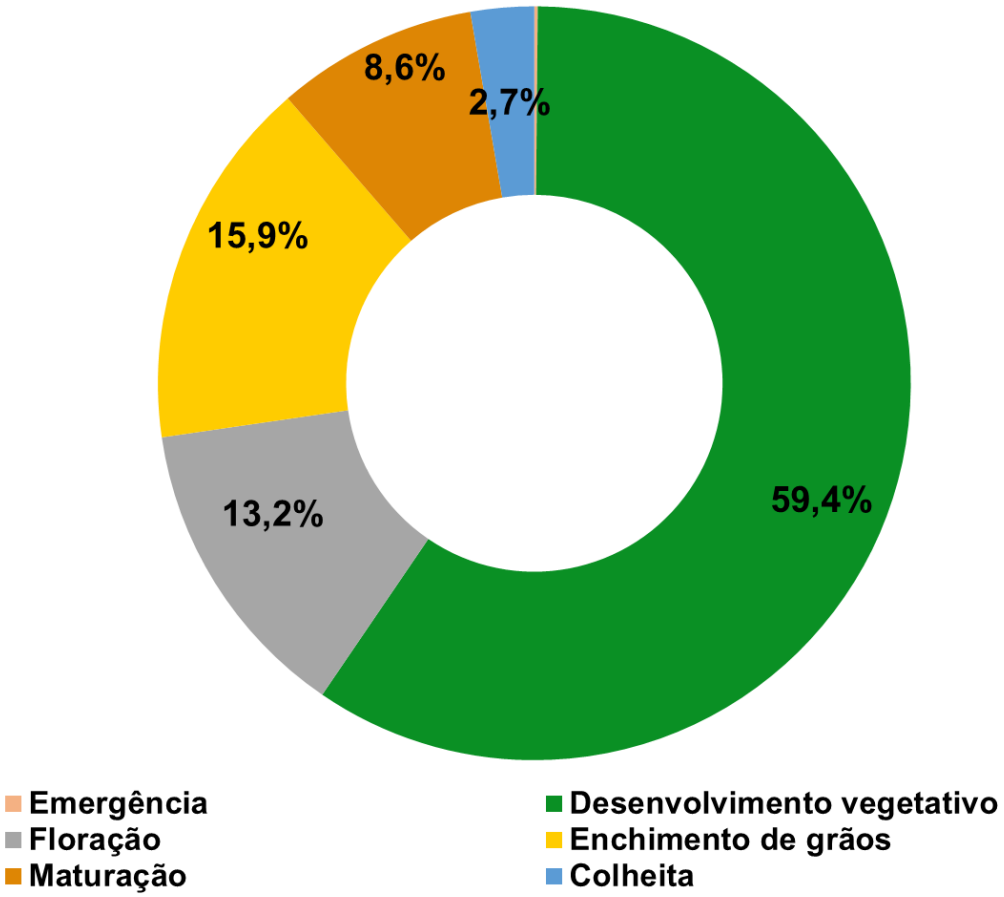

PRODUÇÃO BRASILEIRA DE GRÃOS POR PRODUTO

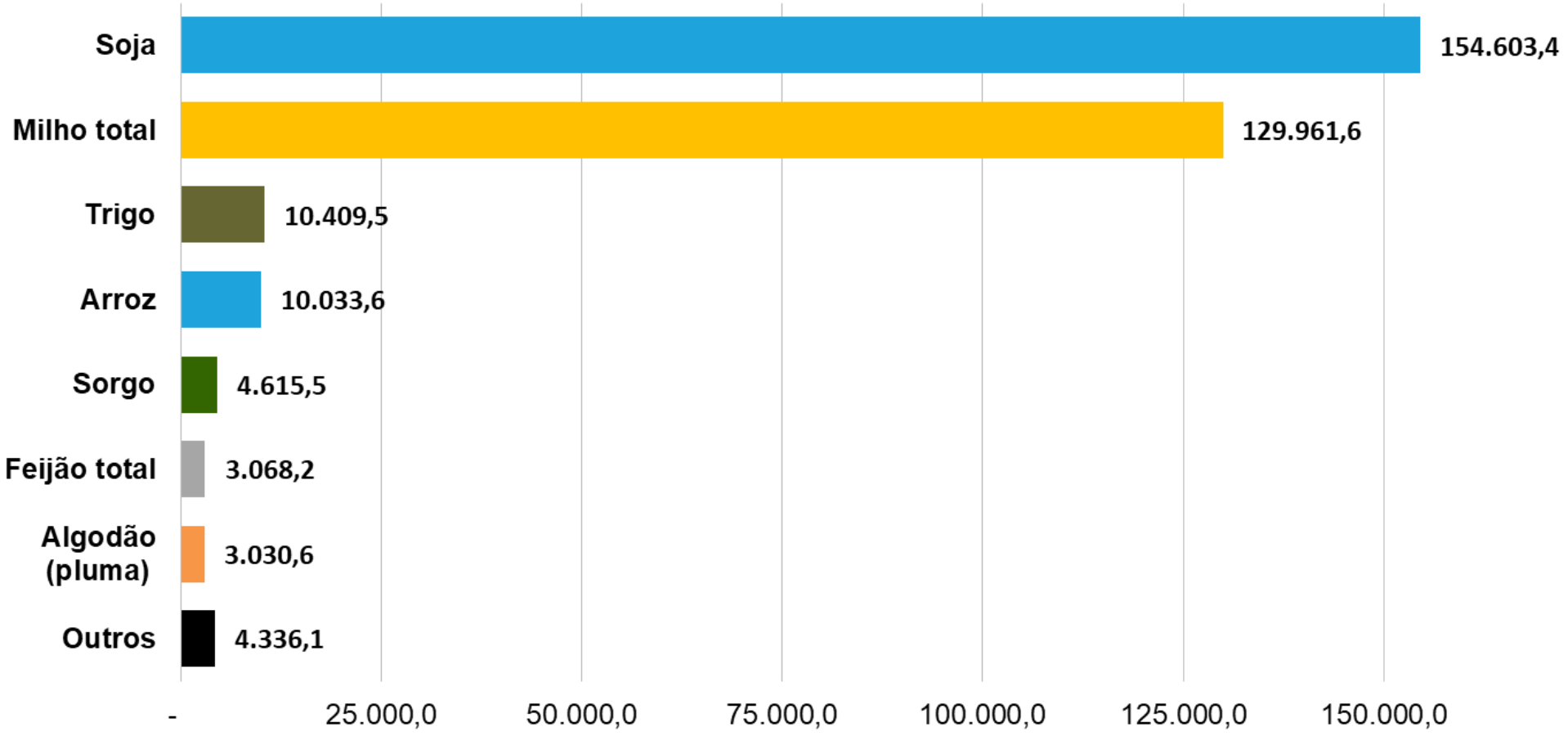

PRODUÇÃO TOTAL DE GRÃOS: **320.058,5** MIL TONELADAS

Produção brasileira de grãos por UF

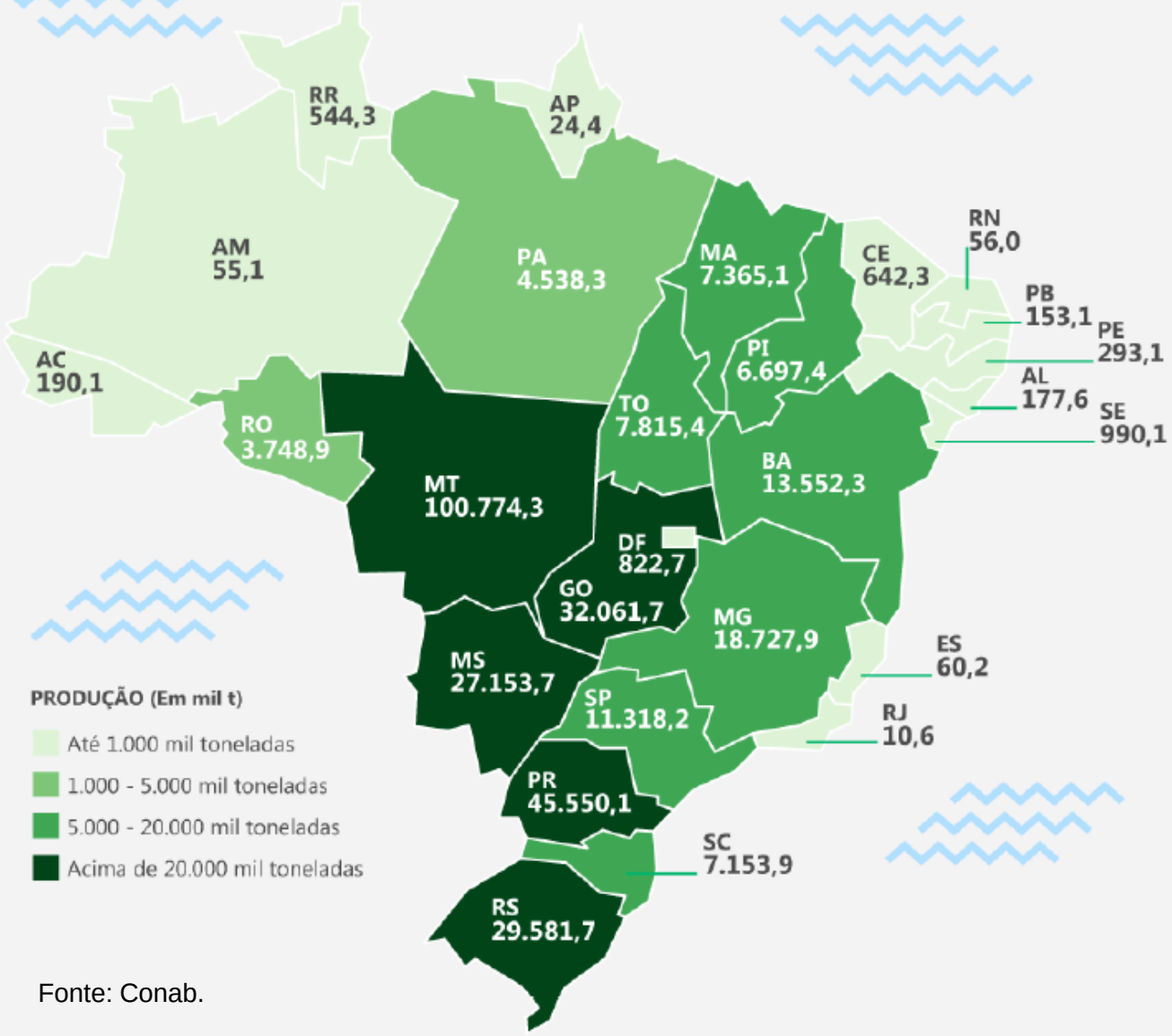

Fonte: Conab.

Previsão de precipitação

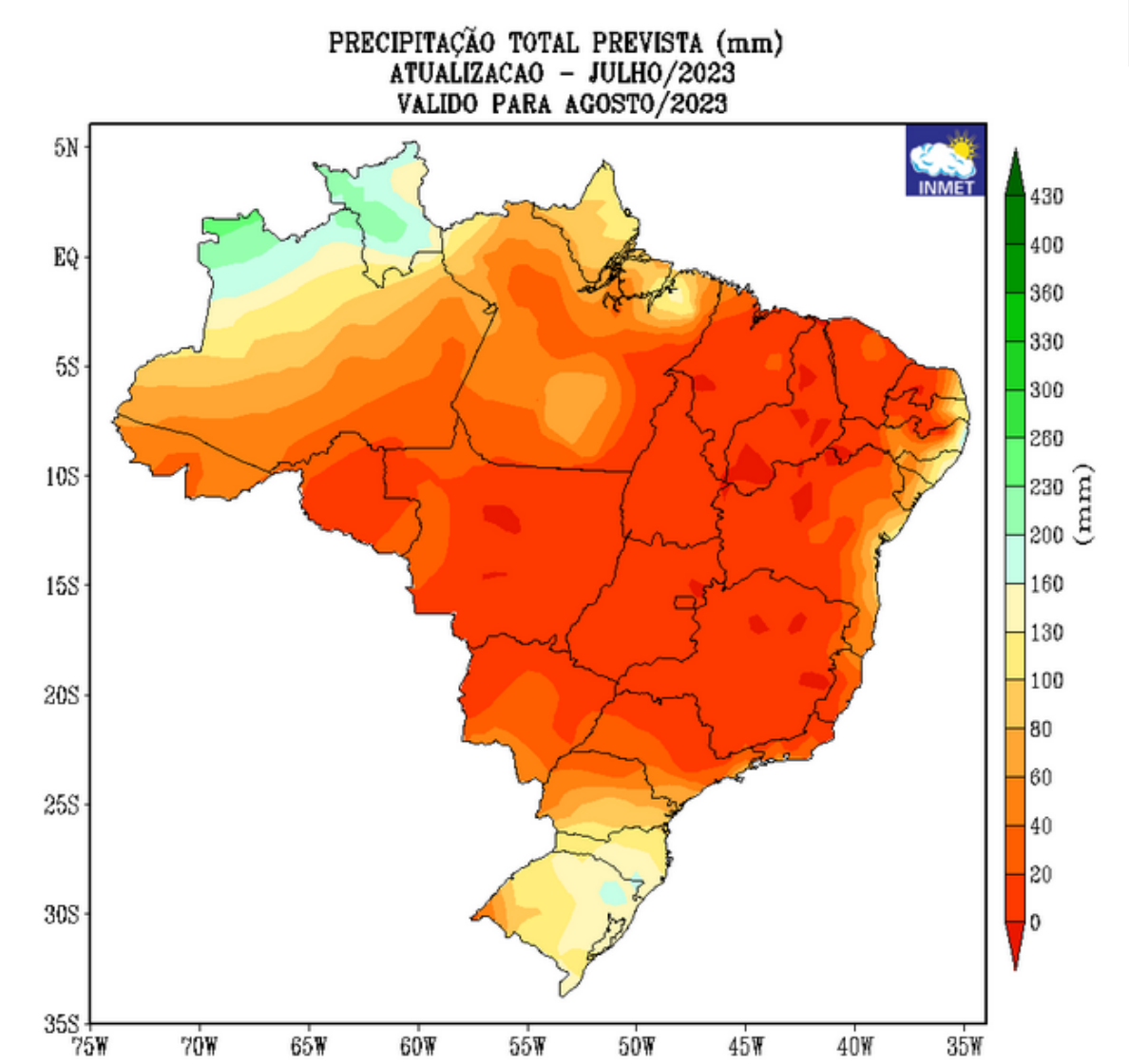

Previsão de precipitação

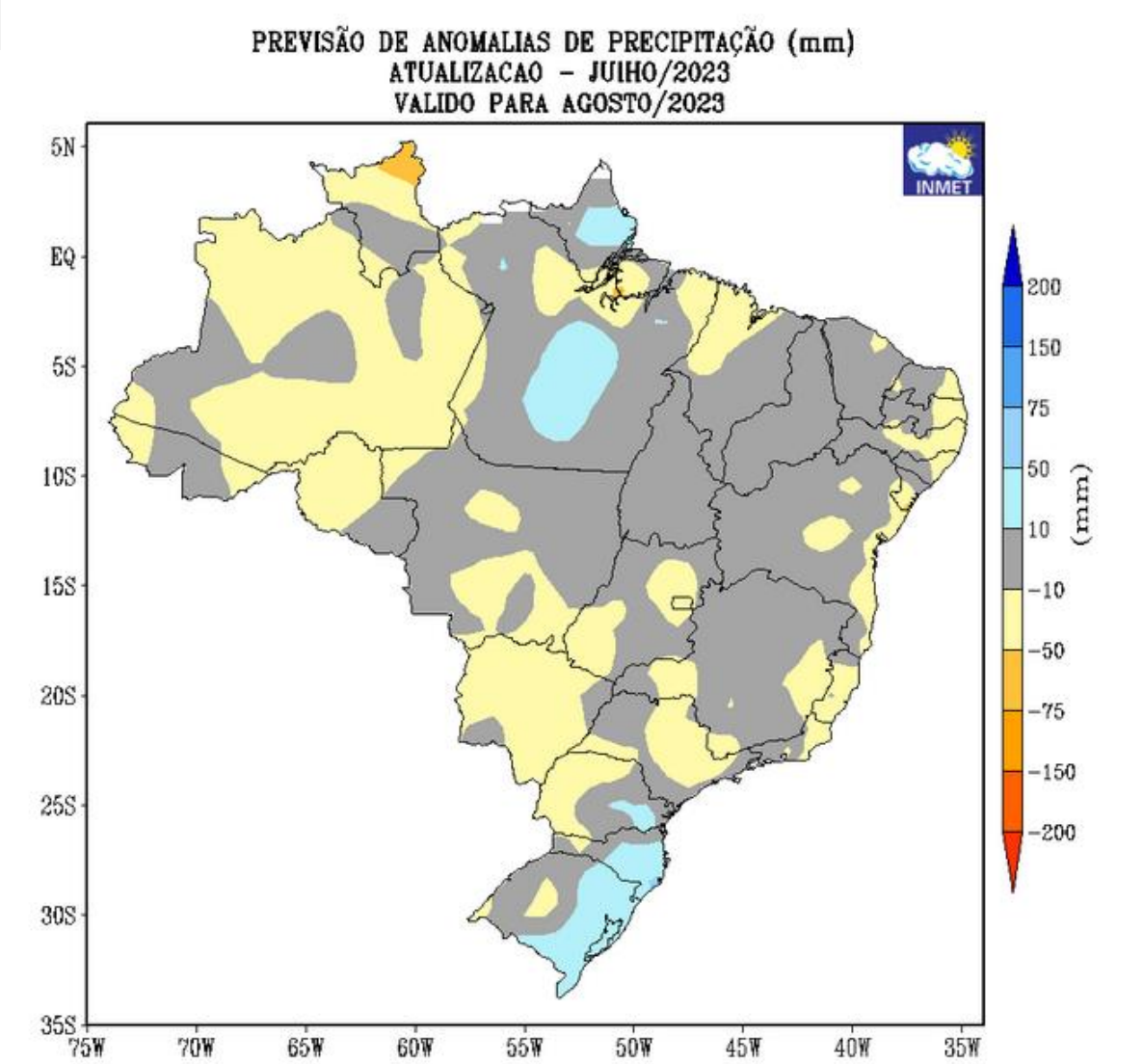

CONAB.GOV.BR

@CONABOFICIAL

@CONAB_OFICIAL

@CONAB

/CONAB

Fabiano Borges de Vasconcellos
Gerente de Acompanhamento de Safras

imprensa@conab.gov.br

Conab

MINISTÉRIO DO
DESENVOLVIMENTO AGRÁRIO
E AGRICULTURA FAMILIAR

GOVERNO FEDERAL
BRASIL
UNIÃO E RECONSTRUÇÃO